

# 食品製造業の生産動向

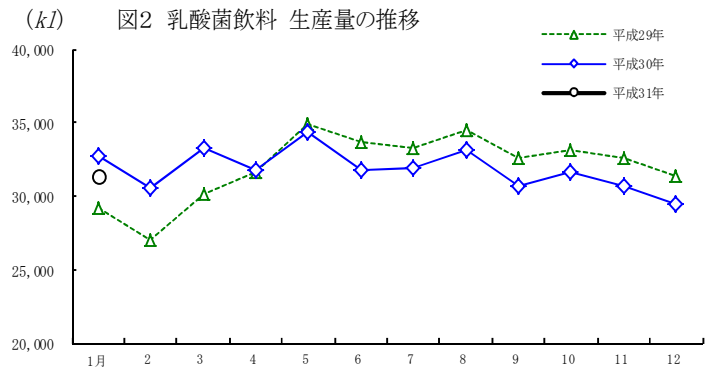
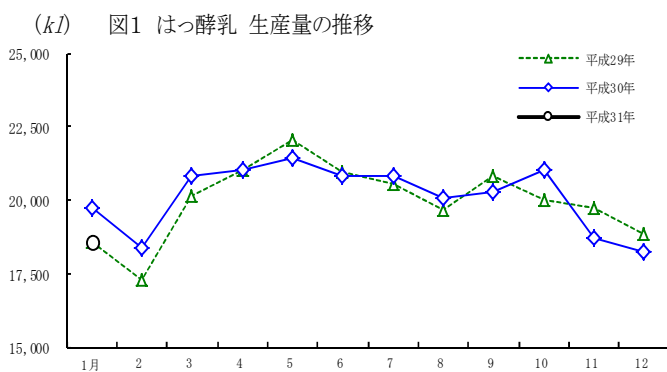
—平成31年1月—

## 【調査結果概要】

### 1 畜産食料品

はっ酵乳（非乳業）の1月の生産量は、対前年同月比▲5.6%とやや減少した。

乳酸菌飲料類（非乳業）の1月の生産量も、対前年同月比▲4.5%とやや減少した。これは、乳製品乳酸菌飲料がやや減少し、乳酸菌飲料がわずかに減少したことによる。

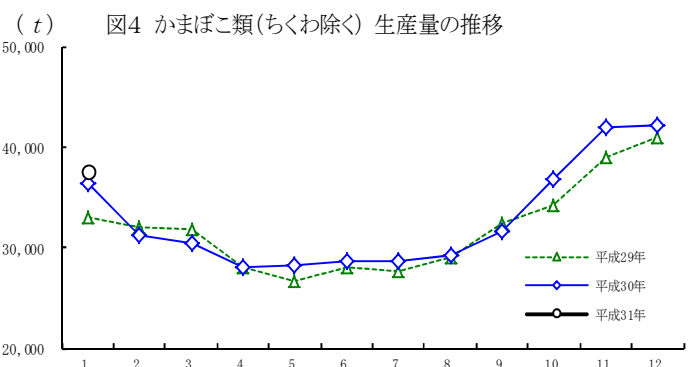
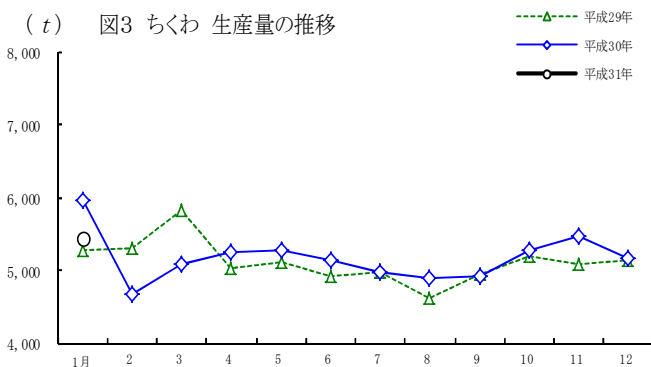


注) 乳業メーカーを除く、はっ酵乳・乳酸菌飲料メーカーの生産量である。

### 2 水産食料品

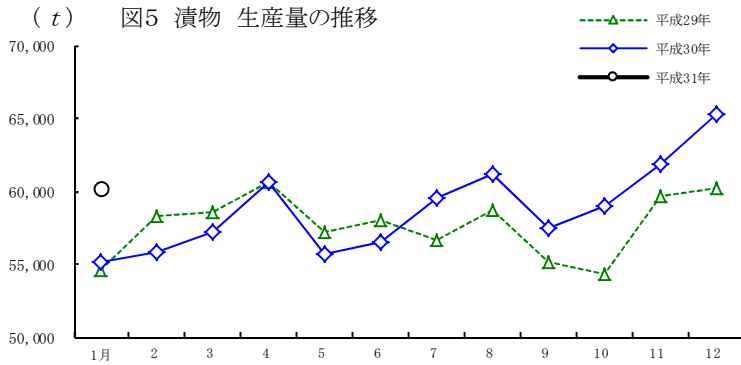
ちくわの1月の生産量は、対前年同月比▲8.7%とかなりの程度減少した。

一方、かまぼこ類（ちくわを除く）の1月の生産量は、対前年同月比3.2%とやや増加した。これは、包装かまぼこ及びあげかまぼこは減少したものの、板かまぼこ、なると・はんぺん及びその他のかまぼこが増加したことによる。



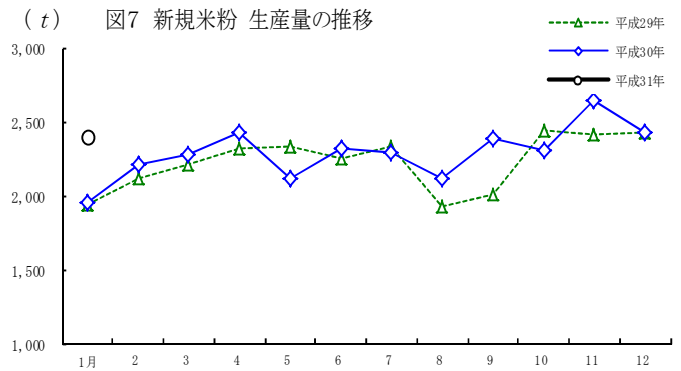
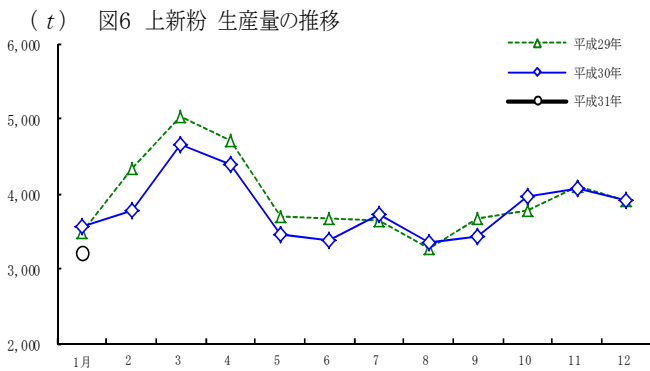
### 3 農産食料品

野菜・果実漬物の1月の生産量は、対前年同月比**9.2%**とかなりの程度増加した。これは、塩漬類、糠漬類及びみそ漬類は減少したものの、酢漬類、浅漬類、醤油漬類、粕漬類及びその他の漬物が増加したことによる。

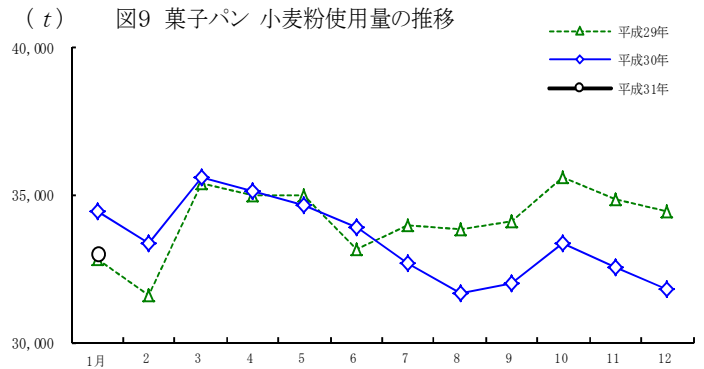
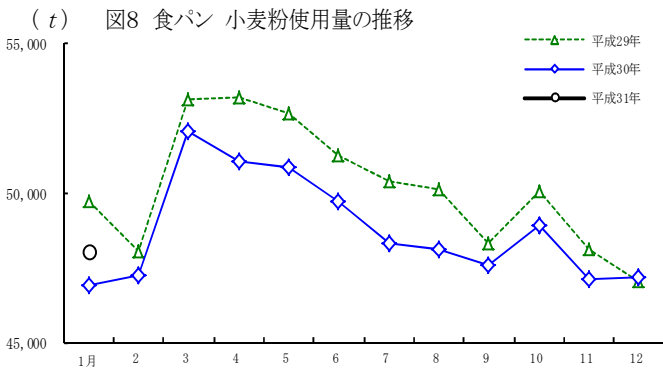


### 4 製穀粉・同加工品

上新粉の1月の生産量は、対前年同月比**▲9.7%**とかなりの程度減少した。  
一方、新規米粉の1月の生産量は、対前年同月比**22.5%**と大幅に増加した。

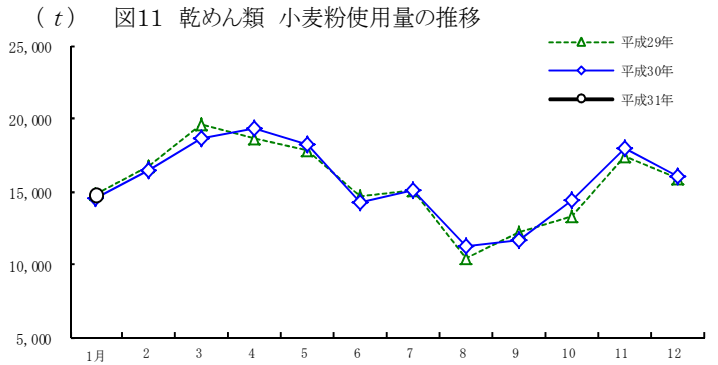
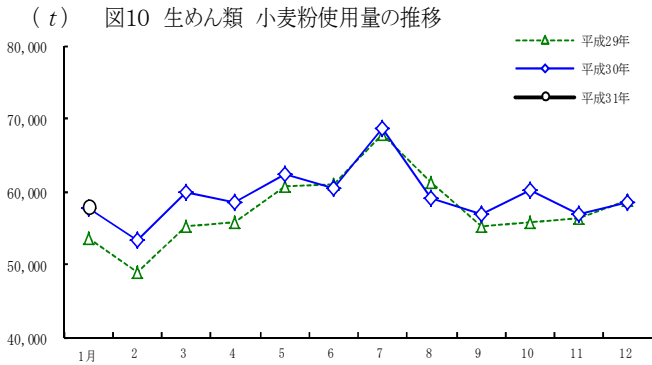


食パンの1月の小麦粉使用量は、対前年同月比**2.4%**とわずかに増加した。  
一方、菓子パンの1月の小麦粉使用量は、対前年同月比**▲4.1%**とやや減少した。

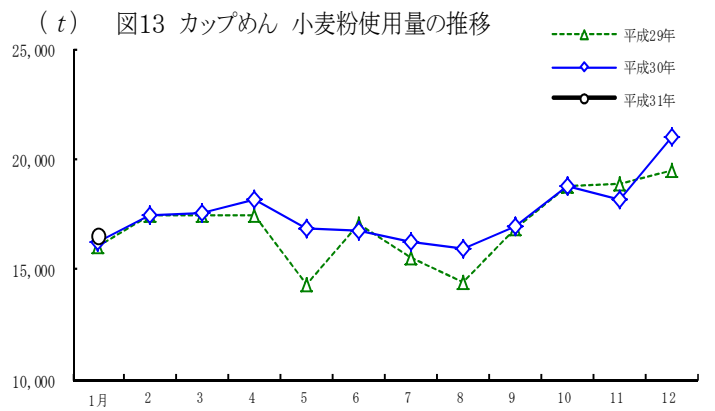
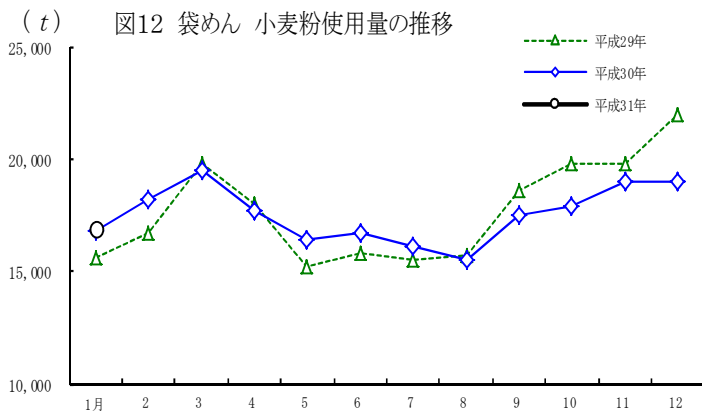


生めん類の1月の小麦粉使用量は、対前年同月比0.5%と前年並みとなった。これは、うどん（生めん、ゆでめん）及び中華めん（蒸しめん）は減少したものの、中華めん（生めん、ゆでめん、餃子等皮類）及び日本そば（ゆでめん）が増加したことによる。

乾めん類の1月の小麦粉使用量は、対前年同月比2.7%とわずかに増加した。これは、ひやむぎ、手延素麺類（うどん、ひやむぎ）及び干し中華は減少したものの、うどん、ひらめん、そうめん、手延素麺類（そうめん）及び日本そばが増加したことによる。



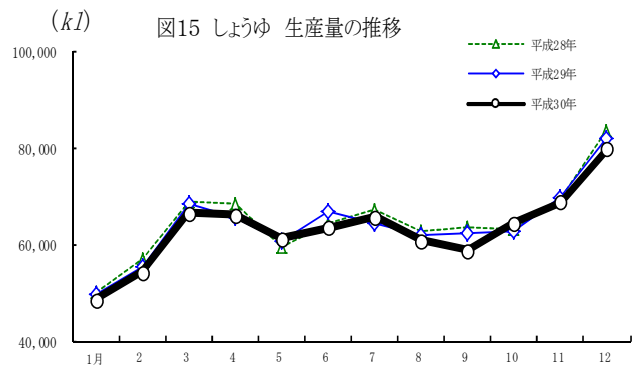
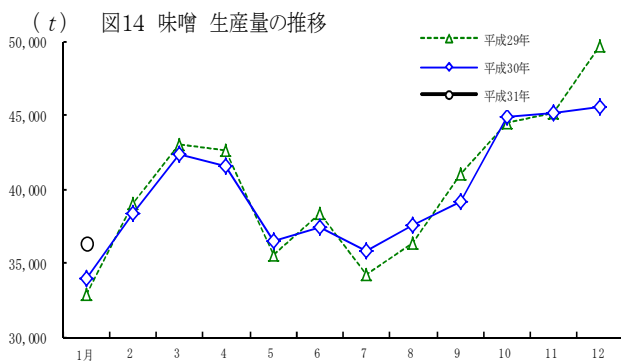
即席めん類のうち、袋めん（1月の小麦粉使用量は、対前年同月比1.1%とわずかに増加した。また、カップ麺の1月の小麦粉使用量も、対前年同月比1.7%とわずかに増加した。



## 5 調味料

味噌の1月の生産量は、対前年同月比6.8%とかなりの程度増加した。これは、調合みそは前年並みだったものの、米みそ、麦みそ及び豆みそが増加したことによる。

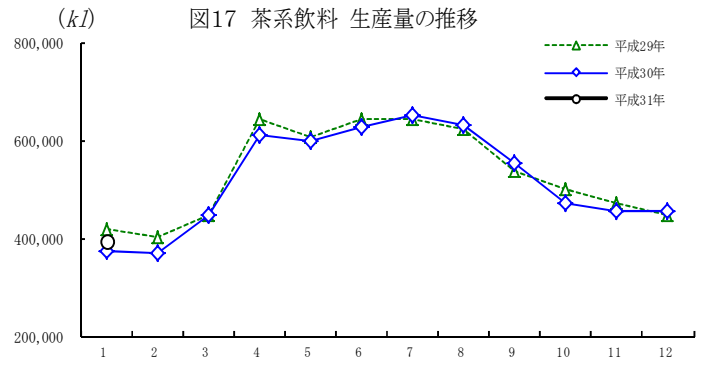
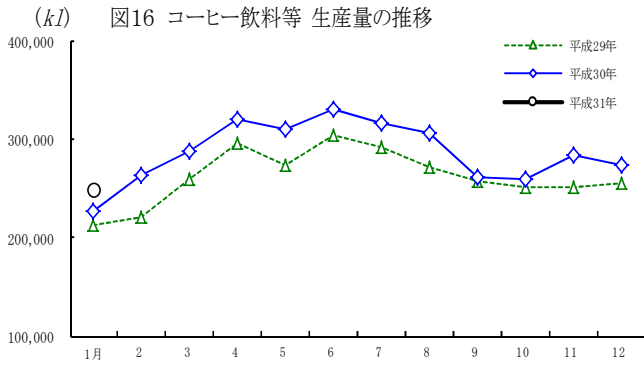
しょうゆの12月の生産量は、対前年同月比▲2.6%とわずかに減少した。



## 6 コーヒー・茶系飲料

コーヒー飲料等の1月の生産量は、対前年同月比10.2%とかなりの程度増加した。

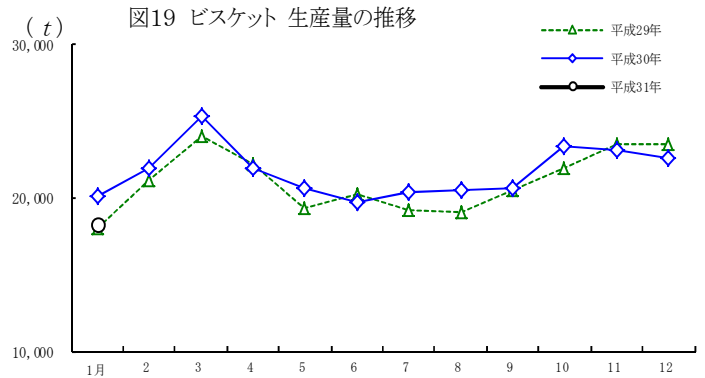
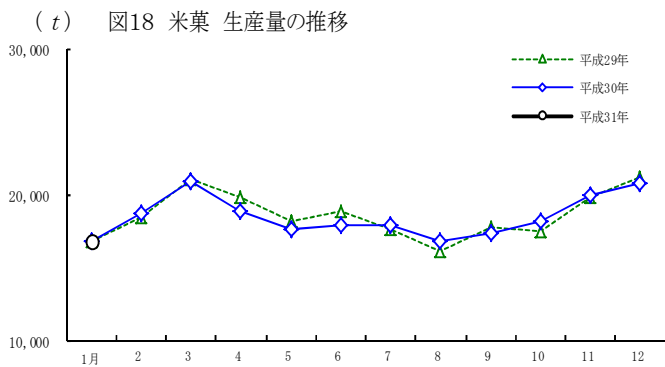
茶系飲料の1月の生産量も、対前年同月比6.4%とかなりの程度増加した。これは、ウーロン茶飲料は減少したものの、紅茶飲料、緑茶飲料、麦茶飲料及びその他茶系飲料が増加したことによる。



## 7 菓子

米菓の1月の生産量は、対前年同月比0.7%と前年並みとなった。これは、あらればわずかに減少したものの、せんべいがやや増加したことによる。

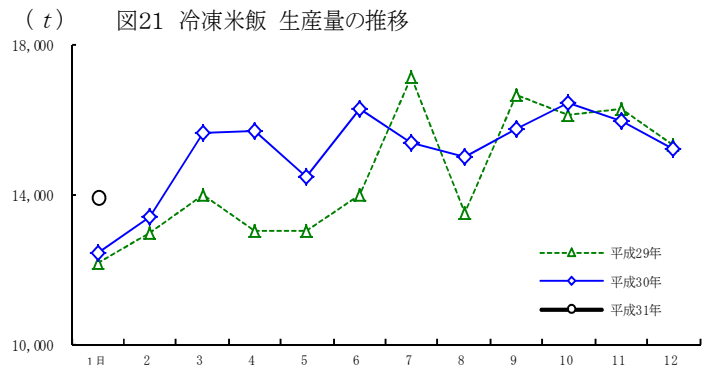
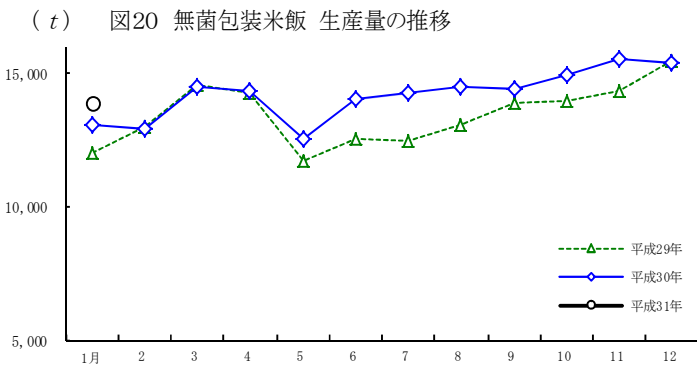
ビスケットの1月の生産量は、対前年同月比▲9.1%とかなりの程度減少した。これは、ハード系、ソフト系(クッキーを含む)、クラッカー系、乾パン及びパイ加工その他のすべてが減少したことによる。



## 8 調理食品類

無菌包装米飯の1月の生産量は、対前年同月比6.9%とかなりの程度増加した。

また、冷凍米飯の1月の生産量も、対前年同月比11.7%とかなり大きく増加した。



【調査結果】

単位 { 生産量：t、kl  
増減率：%

1 生産量

| 区分<br>年月 | 畜産食料品         |      |             |      |          |      |        |       | 水産食料品     |      |
|----------|---------------|------|-------------|------|----------|------|--------|-------|-----------|------|
|          | はっ酵乳<br>(非乳業) |      | 乳酸菌飲料類(非乳業) |      |          |      |        |       | ちくわ・かまぼこ類 |      |
|          |               |      |             |      | 乳製品乳酸菌飲料 |      | 乳酸菌飲料  |       |           |      |
|          | 増減率           |      | 増減率         |      | 増減率      |      | 増減率    |       | 増減率       |      |
|          | kl            | %    | kl          | %    | kl       | %    | kl     | %     | t         | %    |
| 平. 24    | 170,457       | 26.9 | 323,611     | 4.0  | 253,955  | 2.6  | 69,656 | 9.1   | 474,503   | 2.3  |
| 25       | 195,772       | 14.9 | 341,200     | 5.4  | 279,766  | 10.2 | 61,434 | ▲11.8 | 467,315   | ▲1.5 |
| 26       | 202,218       | 3.3  | 357,134     | 4.7  | 286,724  | 2.5  | 70,410 | 14.6  | 470,539   | 0.7  |
| 27       | 212,254       | 5.0  | 349,270     | ▲2.2 | 286,590  | ▲0.0 | 62,680 | ▲11.0 | 470,563   | 0.0  |
| 28       | 229,686       | 8.2  | 341,165     | ▲2.3 | 285,407  | ▲0.4 | 55,758 | ▲11.0 | 454,821   | ▲3.3 |
| 29       | 239,646       | 4.3  | 383,891     | 12.5 | 327,330  | 14.7 | 56,561 | 1.4   | 444,116   | ▲2.4 |
| 30       | 241,285       | 0.7  | 383,070     | ▲0.2 | 328,489  | 0.4  | 54,581 | ▲3.5  | 455,387   | 2.5  |
| 平.30.1   | 19,695        | 6.2  | 32,786      | 12.4 | 28,611   | 13.9 | 4,175  | 3.2   | 42,419    | 10.9 |
| 2        | 18,392        | 6.3  | 30,494      | 12.8 | 26,327   | 13.4 | 4,167  | 9.1   | 35,794    | ▲4.0 |
| 3        | 20,843        | 3.7  | 33,268      | 10.3 | 28,672   | 11.0 | 4,596  | 5.9   | 35,422    | ▲5.9 |
| 4        | 21,002        | ▲0.1 | 31,755      | 0.3  | 26,661   | ▲1.7 | 5,094  | 12.7  | 33,241    | 0.6  |
| 5        | 21,410        | ▲2.9 | 34,369      | ▲1.3 | 29,437   | ▲0.3 | 4,932  | ▲6.8  | 33,583    | 5.7  |
| 6        | 20,830        | ▲0.7 | 31,814      | ▲5.5 | 27,396   | ▲4.5 | 4,418  | ▲11.4 | 33,780    | 2.5  |
| 7        | 20,812        | 1.3  | 31,860      | ▲4.2 | 27,218   | ▲2.3 | 4,642  | ▲13.9 | 33,611    | 3.2  |
| 8        | 20,099        | 2.2  | 33,168      | ▲3.7 | 27,851   | ▲2.0 | 5,317  | ▲11.8 | 34,170    | 1.4  |
| 9        | 20,247        | ▲2.8 | 30,647      | ▲6.1 | 25,955   | ▲5.6 | 4,692  | ▲8.5  | 36,531    | ▲2.3 |
| 10       | 21,004        | 4.9  | 32,238      | ▲2.8 | 27,827   | ▲2.8 | 4,411  | ▲2.4  | 42,000    | 6.5  |
| 11       | 18,731        | ▲5.1 | 31,173      | ▲4.3 | 26,930   | ▲4.5 | 4,243  | ▲3.4  | 47,483    | 7.9  |
| 12       | 18,220        | ▲3.4 | 29,498      | ▲5.8 | 25,604   | ▲5.9 | 3,894  | ▲5.0  | 47,353    | 2.8  |
| 平.31.1   | 18,598        | ▲5.6 | 31,296      | ▲4.5 | 27,228   | ▲4.8 | 4,068  | ▲2.6  | 43,074    | 1.5  |
| 2        |               |      |             |      |          |      |        |       |           |      |
| 3        |               |      |             |      |          |      |        |       |           |      |
| 4        |               |      |             |      |          |      |        |       |           |      |
| 5        |               |      |             |      |          |      |        |       |           |      |
| 6        |               |      |             |      |          |      |        |       |           |      |
| 7        |               |      |             |      |          |      |        |       |           |      |
| 8        |               |      |             |      |          |      |        |       |           |      |
| 9        |               |      |             |      |          |      |        |       |           |      |
| 10       |               |      |             |      |          |      |        |       |           |      |
| 11       |               |      |             |      |          |      |        |       |           |      |
| 12       |               |      |             |      |          |      |        |       |           |      |
| 1月計      | 18,598        | ▲5.6 | 31,296      | ▲4.5 | 27,228   | ▲4.8 | 4,068  | ▲2.6  | 43,074    | 1.5  |

| 区分<br>年月 | 水産食料品(つづき)     |       |        |       |        |       |          |       |         |      |
|----------|----------------|-------|--------|-------|--------|-------|----------|-------|---------|------|
|          | ちくわ・かまぼこ類(つづき) |       |        |       |        |       |          |       |         |      |
|          | ちくわ            |       | 板かまぼこ  |       | 包装かまぼこ |       | なると・はんぺん |       | あげかまぼこ  |      |
|          | t              | 増減率   | t      | 増減率   | t      | 増減率   | t        | 増減率   | t       | 増減率  |
| 平.24     | 94,713         | 1.8   | 64,850 | ▲4.1  | 17,477 | 8.8   | 32,460   | ▲2.7  | 191,155 | 4.1  |
| 25       | 81,224         | ▲14.2 | 56,516 | ▲12.9 | 16,168 | ▲7.5  | 29,412   | ▲9.4  | 189,079 | ▲1.1 |
| 26       | 77,999         | ▲4.0  | 55,732 | ▲1.4  | 15,115 | ▲6.5  | 27,354   | ▲7.0  | 194,040 | 2.6  |
| 27       | 73,743         | ▲5.5  | 54,495 | ▲2.2  | 11,945 | ▲21.0 | 24,644   | ▲9.9  | 201,638 | 3.9  |
| 28       | 64,583         | ▲12.4 | 55,868 | 2.5   | 14,543 | 21.7  | 25,323   | 2.8   | 195,651 | ▲3.0 |
| 29       | 61,371         | ▲5.0  | 47,199 | ▲15.5 | 14,569 | 0.2   | 28,698   | 13.3  | 194,642 | ▲0.5 |
| 30       | 62,054         | 1.1   | 42,063 | ▲10.9 | 14,669 | 0.7   | 30,071   | 4.8   | 201,720 | 3.6  |
| 平.30.1   | 5,962          | 13.3  | 3,337  | ▲16.6 | 1,322  | ▲11.7 | 3,004    | ▲11.6 | 21,366  | 21.8 |
| 2        | 4,664          | ▲12.2 | 2,881  | ▲22.1 | 1,209  | 7.1   | 2,523    | ▲5.0  | 17,382  | 0.1  |
| 3        | 5,078          | ▲12.9 | 3,180  | ▲15.9 | 1,196  | 5.7   | 2,002    | ▲5.1  | 15,660  | ▲7.2 |
| 4        | 5,257          | 4.8   | 2,698  | ▲8.4  | 1,196  | 5.2   | 1,783    | 6.1   | 14,321  | 0.5  |
| 5        | 5,280          | 3.2   | 2,635  | ▲6.3  | 1,161  | 2.8   | 1,756    | 10.4  | 14,142  | 4.7  |
| 6        | 5,126          | 4.0   | 2,528  | ▲12.5 | 1,165  | 3.1   | 1,802    | 18.7  | 14,229  | 4.5  |
| 7        | 4,966          | ▲0.0  | 3,099  | ▲5.8  | 1,163  | 1.5   | 1,719    | 11.3  | 13,582  | 6.5  |
| 8        | 4,904          | 6.3   | 3,075  | ▲14.5 | 1,168  | 1.6   | 1,983    | 11.2  | 14,287  | 2.6  |
| 9        | 4,915          | ▲0.5  | 3,300  | ▲11.8 | 1,169  | 0.3   | 2,437    | ▲6.1  | 15,894  | ▲6.5 |
| 10       | 5,274          | 1.8   | 4,025  | ▲5.4  | 1,172  | ▲0.3  | 3,524    | 6.3   | 19,067  | 8.1  |
| 11       | 5,458          | 7.4   | 4,150  | ▲17.9 | 1,202  | ▲0.7  | 3,862    | 16.6  | 22,238  | 9.1  |
| 12       | 5,170          | 0.9   | 7,155  | 0.2   | 1,546  | ▲1.4  | 3,676    | 15.3  | 19,552  | ▲1.1 |
| 平.31.1   | 5,446          | ▲8.7  | 3,853  | 15.5  | 1,268  | ▲4.1  | 3,348    | 11.5  | 20,598  | ▲3.6 |
| 2        |                |       |        |       |        |       |          |       |         |      |
| 3        |                |       |        |       |        |       |          |       |         |      |
| 4        |                |       |        |       |        |       |          |       |         |      |
| 5        |                |       |        |       |        |       |          |       |         |      |
| 6        |                |       |        |       |        |       |          |       |         |      |
| 7        |                |       |        |       |        |       |          |       |         |      |
| 8        |                |       |        |       |        |       |          |       |         |      |
| 9        |                |       |        |       |        |       |          |       |         |      |
| 10       |                |       |        |       |        |       |          |       |         |      |
| 11       |                |       |        |       |        |       |          |       |         |      |
| 12       |                |       |        |       |        |       |          |       |         |      |
| 1月計      | 5,446          | ▲8.7  | 3,853  | 15.5  | 1,268  | ▲4.1  | 3,348    | 11.5  | 20,598  | ▲3.6 |

単位 { 生産量 : t  
増減率 : %

| 農産食料品          |      |         |      |         |       |        |       |        |       | 区 分    |
|----------------|------|---------|------|---------|-------|--------|-------|--------|-------|--------|
| 野菜・果実漬物        |      |         |      |         |       |        |       |        |       |        |
| ちくわ・かまぼこ類(つづき) |      | 塩漬類     |      |         |       |        |       |        |       | 年 月    |
| その他のかまぼこ       |      |         |      |         |       | 梅干・梅漬  |       | その他の塩漬 |       |        |
| t              | 増減率  | t       | 増減率  | t       | 増減率   | t      | 増減率   | t      | 増減率   |        |
| 73,847         | 5.2  | 718,844 | ▲7.0 | 98,158  | ▲11.9 | 26,464 | ▲15.8 | 71,694 | ▲10.3 | 24     |
| 94,916         | 28.5 | 718,923 | 0.0  | 99,113  | 1.0   | 26,917 | 1.7   | 72,196 | 0.7   | 25     |
| 100,299        | 5.7  | 705,197 | ▲1.9 | 100,390 | 1.3   | 26,699 | ▲0.8  | 73,692 | 2.1   | 26     |
| 104,098        | 3.8  | 722,904 | 2.5  | 108,788 | 8.4   | 26,466 | ▲0.9  | 82,322 | 11.7  | 27     |
| 98,850         | ▲5.0 | 713,697 | ▲1.3 | 114,570 | 5.3   | 29,481 | 11.4  | 85,089 | 3.4   | 28     |
| 97,640         | ▲1.2 | 691,950 | ▲3.0 | 112,508 | ▲1.8  | 24,138 | ▲18.1 | 88,370 | 3.9   | 29     |
| 104,810        | 7.3  | 705,333 | 1.9  | 114,336 | 1.6   | 23,694 | ▲1.8  | 90,642 | 2.6   | 30     |
| 7,428          | 13.5 | 55,105  | 1.1  | 8,973   | 5.9   | 1,625  | ▲12.5 | 7,348  | 11.0  | 平.30.1 |
| 7,135          | 0.1  | 55,761  | ▲4.4 | 8,973   | ▲1.3  | 1,500  | ▲22.7 | 7,473  | 4.5   | 2      |
| 8,306          | 4.8  | 57,227  | ▲2.3 | 9,557   | ▲0.8  | 2,020  | ▲11.6 | 7,537  | 2.6   | 3      |
| 7,986          | ▲0.4 | 60,681  | 0.0  | 9,606   | 0.9   | 2,007  | 6.1   | 7,599  | ▲0.4  | 4      |
| 8,609          | 13.1 | 55,679  | ▲2.7 | 8,691   | ▲7.8  | 1,547  | ▲19.8 | 7,144  | ▲4.7  | 5      |
| 8,930          | 0.8  | 56,560  | ▲2.5 | 9,565   | ▲2.9  | 2,291  | ▲5.8  | 7,274  | ▲1.9  | 6      |
| 9,082          | 2.2  | 59,579  | 5.3  | 10,487  | 10.9  | 2,495  | 12.1  | 7,992  | 10.6  | 7      |
| 8,753          | 1.3  | 61,164  | 4.2  | 10,034  | 10.0  | 2,181  | 2.1   | 7,853  | 12.5  | 8      |
| 8,816          | 11.2 | 57,486  | 4.2  | 10,099  | 13.7  | 2,270  | 18.8  | 7,829  | 12.3  | 9      |
| 8,938          | 13.5 | 59,016  | 8.8  | 9,484   | 2.8   | 1,782  | 2.4   | 7,702  | 2.9   | 10     |
| 10,573         | 17.9 | 61,907  | 3.7  | 9,084   | ▲8.2  | 1,881  | 3.2   | 7,203  | ▲10.7 | 11     |
| 10,254         | 10.9 | 65,168  | 8.2  | 9,783   | ▲1.6  | 2,095  | 6.6   | 7,688  | ▲3.6  | 12     |
| 8,561          | 15.3 | 60,176  | 9.2  | 8,028   | ▲10.5 | 1,527  | ▲6.0  | 6,501  | ▲11.5 | 平.31.1 |
|                |      |         |      |         |       |        |       |        |       | 2      |
|                |      |         |      |         |       |        |       |        |       | 3      |
|                |      |         |      |         |       |        |       |        |       | 4      |
|                |      |         |      |         |       |        |       |        |       | 5      |
|                |      |         |      |         |       |        |       |        |       | 6      |
|                |      |         |      |         |       |        |       |        |       | 7      |
|                |      |         |      |         |       |        |       |        |       | 8      |
|                |      |         |      |         |       |        |       |        |       | 9      |
|                |      |         |      |         |       |        |       |        |       | 10     |
|                |      |         |      |         |       |        |       |        |       | 11     |
|                |      |         |      |         |       |        |       |        |       | 12     |
| 8,561          | 15.3 | 60,176  | 9.2  | 8,028   | ▲10.5 | 1,527  | ▲6.0  | 6,501  | ▲11.5 | 1月計    |

| 区分<br>年月 | 農産食料品(つづき)   |       |        |       |        |       |        |       |         |       |  |
|----------|--------------|-------|--------|-------|--------|-------|--------|-------|---------|-------|--|
|          | 野菜・果実漬物(つづき) |       |        |       |        |       |        |       |         |       |  |
|          | 酢漬類          |       |        |       |        |       |        |       | 浅漬類     |       |  |
|          | 増減率          |       | らっきょう漬 |       | しょうが漬  |       | その他の酢漬 |       | 増減率     |       |  |
| t        | %            | t     | %      | t     | %      | t     | %      | t     | %       |       |  |
| 平. 24    | 77,602       | ▲23.6 | 17,942 | ▲36.2 | 45,719 | ▲19.7 | 13,941 | ▲15.5 | 101,970 | ▲12.4 |  |
| 25       | 70,950       | ▲8.6  | 16,502 | ▲8.0  | 41,908 | ▲8.3  | 12,540 | ▲10.0 | 109,434 | 7.3   |  |
| 26       | 70,599       | ▲0.5  | 15,132 | ▲8.3  | 43,947 | 4.9   | 11,520 | ▲8.1  | 118,391 | 8.2   |  |
| 27       | 74,853       | 6.0   | 14,396 | ▲4.9  | 49,574 | 12.8  | 10,883 | ▲5.5  | 134,078 | 13.3  |  |
| 28       | 81,162       | 8.4   | 15,421 | 7.1   | 55,466 | 11.9  | 10,275 | ▲5.6  | 129,942 | ▲3.1  |  |
| 29       | 87,444       | 7.7   | 21,155 | 37.2  | 54,973 | ▲0.9  | 11,316 | 10.1  | 129,554 | ▲0.3  |  |
| 30       | 98,888       | 13.1  | 23,084 | 9.1   | 59,898 | 9.0   | 15,906 | 40.6  | 126,183 | ▲2.6  |  |
| 平.30.1   | 6,202        | 0.3   | 1,367  | ▲8.4  | 4,151  | 15.0  | 684    | ▲37.0 | 12,183  | 13.7  |  |
| 2        | 6,942        | 18.7  | 1,251  | 30.2  | 4,485  | 14.4  | 1,206  | 24.8  | 9,320   | ▲9.1  |  |
| 3        | 7,190        | 9.0   | 1,177  | 13.6  | 4,989  | 11.1  | 1,024  | ▲4.1  | 9,460   | ▲16.0 |  |
| 4        | 9,878        | 24.7  | 2,199  | 12.8  | 5,791  | 21.1  | 1,888  | 58.4  | 9,381   | ▲20.7 |  |
| 5        | 8,951        | 31.8  | 2,262  | 10.4  | 5,105  | 32.9  | 1,584  | 75.8  | 9,810   | ▲13.4 |  |
| 6        | 8,839        | 22.3  | 2,150  | 9.2   | 5,053  | 18.3  | 1,636  | 65.1  | 9,682   | ▲10.2 |  |
| 7        | 9,649        | 21.7  | 2,438  | 7.2   | 5,546  | 21.1  | 1,665  | 55.3  | 9,904   | ▲5.0  |  |
| 8        | 9,537        | 10.1  | 2,973  | 9.5   | 5,201  | 1.7   | 1,363  | 63.4  | 10,676  | ▲3.6  |  |
| 9        | 7,716        | ▲2.4  | 1,969  | 4.6   | 4,565  | ▲12.5 | 1,182  | 46.5  | 10,231  | ▲3.0  |  |
| 10       | 8,350        | 13.7  | 2,057  | 12.5  | 5,106  | 6.8   | 1,187  | 60.6  | 10,337  | 10.9  |  |
| 11       | 7,758        | 8.3   | 1,685  | 5.4   | 4,893  | 2.2   | 1,180  | 51.3  | 9,961   | 15.2  |  |
| 12       | 7,876        | 0.1   | 1,556  | 11.1  | 5,013  | ▲10.2 | 1,307  | 48.4  | 15,238  | 13.8  |  |
| 平.31.1   | 6,936        | 11.8  | 1,511  | 10.5  | 4,437  | 6.9   | 988    | 44.4  | 14,254  | 17.0  |  |
| 2        |              |       |        |       |        |       |        |       |         |       |  |
| 3        |              |       |        |       |        |       |        |       |         |       |  |
| 4        |              |       |        |       |        |       |        |       |         |       |  |
| 5        |              |       |        |       |        |       |        |       |         |       |  |
| 6        |              |       |        |       |        |       |        |       |         |       |  |
| 7        |              |       |        |       |        |       |        |       |         |       |  |
| 8        |              |       |        |       |        |       |        |       |         |       |  |
| 9        |              |       |        |       |        |       |        |       |         |       |  |
| 10       |              |       |        |       |        |       |        |       |         |       |  |
| 11       |              |       |        |       |        |       |        |       |         |       |  |
| 12       |              |       |        |       |        |       |        |       |         |       |  |
| 1月計      | 6,936        | 11.8  | 1,511  | 10.5  | 4,437  | 6.9   | 988    | 44.4  | 14,254  | 17.0  |  |



単位 { 生産量 : t  
増減率 : %

| 農産食料品(つづき)   |       |         |      |        |      |        |       |         |       | 区 分    |
|--------------|-------|---------|------|--------|------|--------|-------|---------|-------|--------|
| 野菜・果実漬物(つづき) |       |         |      |        |      |        |       |         |       |        |
| 糠漬類          |       | 醤油漬類    |      |        |      |        |       |         |       | 年 月    |
| たくあん漬        |       | 増減率     |      | 福神漬    |      | 野菜刻み漬  |       | キムチ     |       |        |
| t            | %     | t       | %    | t      | %    | t      | %     | t       | %     |        |
| 52,340       | 0.2   | 341,608 | ▲0.6 | 62,915 | ▲4.5 | 59,447 | ▲4.4  | 196,336 | 1.6   | 24     |
| 53,719       | 2.6   | 341,222 | ▲0.1 | 62,162 | ▲1.2 | 56,146 | ▲5.6  | 195,716 | ▲0.3  | 25     |
| 50,493       | ▲6.0  | 325,528 | ▲4.6 | 57,868 | ▲6.9 | 44,222 | ▲21.2 | 196,396 | 0.3   | 26     |
| 46,498       | ▲7.9  | 319,113 | ▲2.0 | 57,523 | ▲0.6 | 41,384 | ▲6.4  | 192,177 | ▲2.1  | 27     |
| 45,725       | ▲1.7  | 299,503 | ▲6.1 | 59,668 | 3.7  | 40,398 | ▲2.4  | 173,626 | ▲9.7  | 28     |
| 47,659       | 4.2   | 276,805 | ▲7.6 | 57,616 | ▲3.4 | 41,599 | 3.0   | 150,755 | ▲13.2 | 29     |
| 42,794       | ▲10.2 | 285,388 | 3.1  | 60,462 | 4.9  | 43,155 | 3.7   | 154,776 | 2.7   | 30     |
| 3,592        | ▲38.7 | 21,607  | 5.1  | 4,615  | ▲2.5 | 2,929  | 11.5  | 11,762  | 5.7   | 平.30.1 |
| 3,804        | ▲13.6 | 23,866  | ▲6.1 | 5,236  | 17.8 | 3,503  | 15.6  | 12,771  | ▲19.5 | 2      |
| 4,119        | ▲16.1 | 23,640  | 4.3  | 4,658  | ▲2.6 | 3,831  | ▲7.6  | 12,859  | 12.5  | 3      |
| 3,953        | ▲4.8  | 24,448  | 2.2  | 5,651  | 13.4 | 3,792  | ▲10.1 | 12,827  | 3.3   | 4      |
| 3,619        | 3.0   | 21,896  | ▲5.7 | 4,786  | ▲3.5 | 3,317  | 2.3   | 11,591  | ▲9.5  | 5      |
| 2,760        | ▲36.8 | 22,584  | ▲1.7 | 5,146  | 1.9  | 3,377  | 2.6   | 11,904  | ▲3.2  | 6      |
| 3,041        | ▲6.9  | 23,626  | 5.5  | 5,051  | 1.8  | 3,472  | 8.4   | 12,964  | 7.3   | 7      |
| 2,982        | ▲10.0 | 24,232  | 3.9  | 5,275  | ▲3.3 | 3,530  | ▲3.3  | 13,205  | 10.9  | 8      |
| 2,973        | ▲7.2  | 23,458  | 8.2  | 4,691  | 4.5  | 3,847  | 6.8   | 12,685  | 11.5  | 9      |
| 3,763        | 17.0  | 23,581  | 9.5  | 5,261  | 17.3 | 3,883  | 7.1   | 12,133  | 8.5   | 10     |
| 4,076        | 4.6   | 27,240  | 3.0  | 4,861  | 5.0  | 3,610  | 6.7   | 16,644  | 2.8   | 11     |
| 4,112        | 15.6  | 25,210  | 11.2 | 5,231  | 12.7 | 4,064  | 13.6  | 13,431  | 11.3  | 12     |
| 3,555        | ▲1.0  | 24,681  | 14.2 | 5,387  | 16.7 | 3,222  | 10.0  | 13,817  | 17.5  | 平.31.1 |
|              |       |         |      |        |      |        |       |         |       | 2      |
|              |       |         |      |        |      |        |       |         |       | 3      |
|              |       |         |      |        |      |        |       |         |       | 4      |
|              |       |         |      |        |      |        |       |         |       | 5      |
|              |       |         |      |        |      |        |       |         |       | 6      |
|              |       |         |      |        |      |        |       |         |       | 7      |
|              |       |         |      |        |      |        |       |         |       | 8      |
|              |       |         |      |        |      |        |       |         |       | 9      |
|              |       |         |      |        |      |        |       |         |       | 10     |
|              |       |         |      |        |      |        |       |         |       | 11     |
|              |       |         |      |        |      |        |       |         |       | 12     |
| 3,555        | ▲1.0  | 24,681  | 14.2 | 5,387  | 16.7 | 3,222  | 10.0  | 13,817  | 17.5  | 1月計    |

| 区分<br>年月 | 農産食料品(つづき)   |      |        |       |        |       |       |       |        |       |
|----------|--------------|------|--------|-------|--------|-------|-------|-------|--------|-------|
|          | 野菜・果実漬物(つづき) |      |        |       |        |       |       |       |        |       |
|          | 醤油漬類(つづき)    |      | 粕漬類    |       |        |       |       |       |        |       |
|          | その他の醤油漬      |      |        |       | 奈良漬    |       | わさび漬  |       | その他の粕漬 |       |
|          | 増減率          | 増減率  | 増減率    | 増減率   | 増減率    | 増減率   | 増減率   | 増減率   | 増減率    |       |
|          | t            | %    | t      | %     | t      | %     | t     | %     | t      | %     |
| 平.24     | 22,910       | 1.4  | 27,461 | ▲4.2  | 20,029 | ▲6.3  | 4,779 | ▲0.0  | 2,652  | 5.0   |
| 25       | 27,198       | 18.7 | 25,374 | ▲7.6  | 18,536 | ▲7.5  | 4,407 | ▲7.8  | 2,430  | ▲8.4  |
| 26       | 27,043       | ▲0.6 | 25,148 | ▲0.9  | 18,532 | ▲0.0  | 4,201 | ▲4.7  | 2,415  | ▲0.6  |
| 27       | 28,029       | 3.6  | 23,112 | ▲8.1  | 16,977 | ▲8.4  | 3,875 | ▲7.8  | 2,260  | ▲6.4  |
| 28       | 25,811       | ▲7.9 | 23,686 | 2.5   | 17,841 | 5.1   | 3,724 | ▲3.9  | 2,121  | ▲6.2  |
| 29       | 26,835       | 4.0  | 19,866 | ▲16.1 | 13,591 | ▲23.8 | 3,547 | ▲4.8  | 2,728  | 28.6  |
| 30       | 26,995       | 0.6  | 19,538 | ▲1.7  | 13,536 | ▲0.4  | 3,440 | ▲3.0  | 2,562  | ▲6.1  |
| 平.30.1   | 2,301        | 11.6 | 1,091  | ▲8.4  | 597    | ▲6.3  | 276   | ▲6.4  | 218    | ▲15.8 |
| 2        | 2,356        | 13.4 | 1,403  | ▲18.7 | 984    | ▲26.6 | 244   | ▲1.2  | 175    | 25.9  |
| 3        | 2,292        | ▲1.0 | 1,760  | ▲13.0 | 1,230  | ▲13.6 | 294   | 2.4   | 236    | ▲24.6 |
| 4        | 2,178        | ▲5.6 | 1,885  | 12.1  | 1,426  | 16.5  | 266   | ▲4.3  | 193    | 7.2   |
| 5        | 2,202        | ▲0.4 | 1,291  | ▲10.6 | 883    | ▲9.4  | 263   | ▲3.3  | 145    | ▲26.4 |
| 6        | 2,157        | ▲7.9 | 1,666  | 24.1  | 1,172  | 41.0  | 272   | ▲6.2  | 222    | 0.0   |
| 7        | 2,139        | ▲0.1 | 1,355  | ▲17.4 | 874    | ▲18.7 | 276   | 0.0   | 205    | ▲29.3 |
| 8        | 2,222        | ▲3.3 | 2,207  | 26.0  | 1,725  | 38.3  | 308   | ▲3.4  | 174    | ▲6.5  |
| 9        | 2,235        | 0.8  | 1,452  | ▲3.2  | 979    | ▲6.6  | 290   | 2.8   | 183    | 7.6   |
| 10       | 2,304        | 3.0  | 1,908  | ▲12.4 | 1,344  | ▲20.0 | 282   | ▲4.1  | 282    | 37.6  |
| 11       | 2,125        | ▲5.8 | 2,240  | 4.9   | 1,698  | 10.8  | 288   | ▲1.7  | 254    | ▲18.1 |
| 12       | 2,484        | 4.6  | 1,280  | 2.3   | 624    | 7.6   | 381   | ▲8.0  | 275    | 7.0   |
| 平.31.1   | 2,255        | ▲2.0 | 1,197  | 9.7   | 794    | 33.0  | 222   | ▲19.6 | 181    | ▲17.0 |
| 2        |              |      |        |       |        |       |       |       |        |       |
| 3        |              |      |        |       |        |       |       |       |        |       |
| 4        |              |      |        |       |        |       |       |       |        |       |
| 5        |              |      |        |       |        |       |       |       |        |       |
| 6        |              |      |        |       |        |       |       |       |        |       |
| 7        |              |      |        |       |        |       |       |       |        |       |
| 8        |              |      |        |       |        |       |       |       |        |       |
| 9        |              |      |        |       |        |       |       |       |        |       |
| 10       |              |      |        |       |        |       |       |       |        |       |
| 11       |              |      |        |       |        |       |       |       |        |       |
| 12       |              |      |        |       |        |       |       |       |        |       |
| 1月計      | 2,255        | ▲2.0 | 1,197  | 9.7   | 794    | 33.0  | 222   | ▲19.6 | 181    | ▲17.0 |

単位 { 生産量 : t  
増減率 : %

| 農産食料品(つづき)   |       |        |       |       |        | 製穀粉・同加工品 |      |         |      | 区 分    |
|--------------|-------|--------|-------|-------|--------|----------|------|---------|------|--------|
| 野菜・果実漬物(つづき) |       |        |       | 乾燥野菜  | プレミックス |          |      |         |      |        |
| みそ漬類         |       | その他の漬物 |       |       | 増減率    | プレミックス   |      | 加糖      |      | 年月     |
| t            | 増減率   | t      | 増減率   | t     |        | 増減率      | t    | 増減率     |      |        |
| t            | %     | t      | %     | t     | %      | t        | %    | t       | %    |        |
| 7,209        | ▲3.7  | 12,496 | 11.9  | 6,721 | ▲22.9  | 366,676  | ▲2.2 | 210,947 | ▲6.7 | 24     |
| 6,732        | ▲6.6  | 12,379 | ▲0.9  | 5,450 | ▲18.9  | 362,234  | ▲1.2 | 203,540 | ▲3.5 | 25     |
| 5,802        | ▲13.8 | 8,845  | ▲28.5 | 5,340 | ▲2.0   | 365,958  | 1.0  | 207,833 | 2.1  | 26     |
| 7,463        | 28.6  | 8,999  | 1.7   | 5,342 | 0.0    | 369,069  | 0.9  | 204,049 | ▲1.8 | 27     |
| 9,940        | 33.2  | 9,169  | 1.9   | 5,355 | 0.2    | 359,767  | ▲2.5 | 194,036 | ▲4.9 | 28     |
| 9,243        | ▲7.0  | 8,871  | ▲3.3  | 5,356 | 0.0    | 360,849  | 0.3  | 195,583 | 0.8  | 29     |
| 9,265        | 0.2   | 8,941  | 0.8   | 5,357 | 0.0    | 369,001  | 2.3  | 208,074 | 6.4  | 30     |
| 703          | ▲6.5  | 754    | ▲6.5  | 450   | 1.6    | 26,107   | 4.2  | 15,259  | 8.0  | 平.30.1 |
| 748          | ▲5.0  | 705    | ▲9.4  | 444   | ▲1.1   | 28,671   | 0.4  | 16,912  | 8.8  | 2      |
| 783          | 9.2   | 718    | ▲10.1 | 451   | 1.3    | 32,181   | ▲1.1 | 18,314  | 2.9  | 3      |
| 810          | ▲2.3  | 720    | ▲10.2 | 446   | ▲0.9   | 33,158   | 5.1  | 18,642  | 5.8  | 4      |
| 739          | ▲2.6  | 682    | ▲5.7  | 442   | ▲0.5   | 29,462   | 7.1  | 16,353  | 12.3 | 5      |
| 765          | ▲1.8  | 699    | ▲0.1  | 450   | 0.2    | 29,867   | 0.7  | 16,095  | 3.1  | 6      |
| 781          | ▲0.6  | 736    | 7.0   | 443   | ▲0.4   | 30,010   | 1.6  | 16,030  | 5.0  | 7      |
| 790          | 6.5   | 706    | ▲2.1  | 447   | ▲0.9   | 30,020   | 0.5  | 16,273  | 5.1  | 8      |
| 795          | 3.9   | 762    | 11.1  | 445   | 0.7    | 28,719   | ▲1.4 | 15,973  | 4.0  | 9      |
| 826          | 8.1   | 767    | 12.6  | 449   | 0.7    | 32,682   | 6.6  | 18,543  | 12.8 | 10     |
| 768          | ▲2.8  | 780    | 12.2  | 443   | ▲1.3   | 33,569   | 5.4  | 19,670  | 12.5 | 11     |
| 757          | ▲2.1  | 912    | 15.2  | 447   | 0.9    | 34,555   | ▲1.2 | 20,010  | ▲1.3 | 12     |
| 658          | ▲6.4  | 867    | 15.0  | 446   | ▲0.9   | 28,546   | 9.3  | 16,654  | 9.1  | 平.31.1 |
|              |       |        |       |       |        |          |      |         |      | 2      |
|              |       |        |       |       |        |          |      |         |      | 3      |
|              |       |        |       |       |        |          |      |         |      | 4      |
|              |       |        |       |       |        |          |      |         |      | 5      |
|              |       |        |       |       |        |          |      |         |      | 6      |
|              |       |        |       |       |        |          |      |         |      | 7      |
|              |       |        |       |       |        |          |      |         |      | 8      |
|              |       |        |       |       |        |          |      |         |      | 9      |
|              |       |        |       |       |        |          |      |         |      | 10     |
|              |       |        |       |       |        |          |      |         |      | 11     |
|              |       |        |       |       |        |          |      |         |      | 12     |
| 658          | ▲6.4  | 867    | 15.0  | 446   | ▲0.9   | 28,546   | 9.3  | 16,654  | 9.1  | 1月計    |

(注1)プレミックスについては、日本プレミックス協会調べ。

| 区分<br>年月 | 製穀粉・同加工品(つづき) |      |        |       |        |      |        |       |        |       |
|----------|---------------|------|--------|-------|--------|------|--------|-------|--------|-------|
|          | プレミックス(つづき)   |      | 小麦でん粉  |       | 米穀粉    |      |        |       |        |       |
|          | 無糖            |      |        |       | 上新粉    |      | もち粉    |       |        |       |
|          | t             | 増減率  | t      | 増減率   | t      | 増減率  | t      | 増減率   | t      | 増減率   |
| 平.24     | 155,728       | 4.7  | 18,903 | ▲5.2  | 84,929 | ▲5.0 | 43,910 | ▲8.6  | 11,425 | ▲2.1  |
| 25       | 158,694       | 1.9  | 18,053 | ▲4.5  | 90,364 | 6.4  | 44,539 | 1.4   | 12,538 | 9.7   |
| 26       | 158,125       | ▲0.4 | 17,221 | ▲4.6  | 88,587 | ▲2.0 | 44,062 | ▲1.1  | 11,460 | ▲8.6  |
| 27       | 165,020       | 4.4  | 17,546 | 1.9   | 94,651 | 6.8  | 46,260 | 5.0   | 11,583 | 1.1   |
| 28       | 165,731       | 0.4  | 16,631 | ▲5.2  | 92,693 | ▲2.1 | 46,377 | 0.3   | 10,755 | ▲7.1  |
| 29       | 165,266       | ▲0.3 | 17,286 | 3.9   | 94,860 | 2.3  | 47,257 | 1.9   | 9,592  | ▲10.8 |
| 30       | 160,927       | ▲2.6 | 17,201 | ▲0.5  | 93,956 | ▲1.0 | 45,643 | ▲3.4  | 9,663  | 0.7   |
| 平.30.1   | 10,848        | ▲0.8 | 1,251  | ▲3.9  | 7,102  | 3.0  | 3,559  | 2.5   | 779    | 14.2  |
| 2        | 11,759        | ▲9.7 | 1,291  | ▲10.9 | 7,605  | ▲6.8 | 3,763  | ▲13.3 | 701    | ▲7.9  |
| 3        | 13,867        | ▲6.0 | 1,526  | ▲8.0  | 8,816  | ▲3.1 | 4,658  | ▲7.1  | 800    | ▲1.5  |
| 4        | 14,516        | 4.3  | 1,492  | ▲2.6  | 8,736  | ▲0.8 | 4,390  | ▲7.0  | 945    | 20.7  |
| 5        | 13,109        | 1.4  | 1,443  | 3.2   | 7,185  | ▲4.0 | 3,463  | ▲6.3  | 716    | 18.9  |
| 6        | 13,772        | ▲1.9 | 1,557  | ▲2.2  | 7,420  | ▲3.4 | 3,385  | ▲7.9  | 735    | ▲11.6 |
| 7        | 13,980        | ▲2.0 | 1,538  | 2.3   | 7,644  | ▲0.8 | 3,710  | 2.0   | 768    | 4.8   |
| 8        | 13,747        | ▲4.4 | 1,467  | 1.9   | 7,001  | 2.3  | 3,356  | 2.3   | 585    | ▲13.3 |
| 9        | 12,746        | ▲7.3 | 1,295  | ▲1.8  | 7,485  | 0.2  | 3,415  | ▲6.7  | 788    | ▲12.2 |
| 10       | 14,139        | ▲0.5 | 1,469  | 10.9  | 8,288  | 2.4  | 3,958  | 5.0   | 1,096  | 19.3  |
| 11       | 13,899        | ▲3.2 | 1,402  | ▲0.8  | 8,557  | 1.0  | 4,078  | ▲0.3  | 918    | ▲16.3 |
| 12       | 14,545        | ▲1.2 | 1,470  | 8.4   | 8,117  | ▲0.4 | 3,908  | 0.1   | 832    | 4.1   |
| 平.31.1   | 11,892        | 9.6  | 1,301  | 4.0   | 7,073  | ▲0.4 | 3,214  | ▲9.7  | 639    | ▲18.0 |
| 2        |               |      |        |       |        |      |        |       |        |       |
| 3        |               |      |        |       |        |      |        |       |        |       |
| 4        |               |      |        |       |        |      |        |       |        |       |
| 5        |               |      |        |       |        |      |        |       |        |       |
| 6        |               |      |        |       |        |      |        |       |        |       |
| 7        |               |      |        |       |        |      |        |       |        |       |
| 8        |               |      |        |       |        |      |        |       |        |       |
| 9        |               |      |        |       |        |      |        |       |        |       |
| 10       |               |      |        |       |        |      |        |       |        |       |
| 11       |               |      |        |       |        |      |        |       |        |       |
| 12       |               |      |        |       |        |      |        |       |        |       |
| 1月計      | 11,892        | 9.6  | 1,301  | 4.0   | 7,073  | ▲0.4 | 3,214  | ▲9.7  | 639    | ▲18.0 |

(注2)小麦でん粉については、全国小麦粉分離加工協会調べ。

単位 { 生産量 : t  
増減率 : %

| 製穀粉・同加工品(つづき) |       |       |       |                |       |       |       |       |       | 区 分    |
|---------------|-------|-------|-------|----------------|-------|-------|-------|-------|-------|--------|
| 米穀粉(つづき)      |       |       |       |                |       |       |       |       |       |        |
| 白玉粉           |       | 寒梅粉   |       | らくがん粉<br>・みじん粉 |       | だんご粉  |       | 菓子種   |       | 年 月    |
| t             | 増減率   | t     | 増減率   | t              | 増減率   | t     | 増減率   | t     | 増減率   |        |
| 4,649         | ▲3.6  | 1,324 | ▲5.2  | 857            | ▲0.7  | 825   | ▲39.1 | 2,427 | ▲27.1 | 24     |
| 4,567         | ▲1.8  | 1,249 | ▲5.7  | 781            | ▲8.9  | 985   | 19.4  | 1,906 | ▲21.5 | 25     |
| 4,550         | ▲0.4  | 1,516 | 21.4  | 860            | 10.1  | 858   | ▲12.9 | 1,774 | ▲6.9  | 26     |
| 4,974         | 9.3   | 1,468 | ▲3.2  | 1,007          | 17.1  | 962   | 12.1  | 2,448 | 38.0  | 27     |
| 4,992         | 0.4   | 1,606 | 9.4   | 971            | ▲3.6  | 1,543 | 60.4  | 1,756 | ▲28.3 | 28     |
| 5,246         | 5.1   | 1,535 | ▲4.4  | 945            | ▲2.7  | 1,166 | ▲24.4 | 2,419 | 37.8  | 29     |
| 4,821         | ▲8.1  | 1,534 | ▲0.1  | 984            | 4.1   | 1,310 | 12.3  | 2,506 | 3.6   | 30     |
| 381           | 4.4   | 126   | 13.5  | 56             | ▲17.6 | 45    | 2.3   | 197   | ▲9.2  | 平.30.1 |
| 399           | 3.1   | 131   | 2.3   | 81             | ▲4.7  | 99    | 23.8  | 223   | ▲15.5 | 2      |
| 473           | ▲4.3  | 130   | 5.7   | 82             | ▲7.9  | 129   | 51.8  | 268   | 2.3   | 3      |
| 357           | ▲14.2 | 132   | ▲5.0  | 100            | 13.6  | 114   | 42.5  | 269   | 5.9   | 4      |
| 357           | ▲13.8 | 112   | ▲17.0 | 101            | 4.1   | 113   | 68.7  | 204   | 40.7  | 5      |
| 371           | ▲4.9  | 136   | 18.3  | 95             | 10.5  | 181   | 7.1   | 197   | 26.3  | 6      |
| 384           | ▲13.7 | 124   | ▲9.5  | 90             | 16.9  | 150   | ▲21.5 | 126   | ▲18.2 | 7      |
| 448           | ▲8.0  | 107   | ▲3.6  | 85             | 28.8  | 146   | ▲6.4  | 158   | 6.0   | 8      |
| 424           | ▲4.5  | 126   | ▲3.1  | 70             | ▲1.4  | 120   | 16.5  | 160   | ▲0.6  | 9      |
| 432           | ▲11.3 | 141   | 6.0   | 78             | ▲4.9  | 74    | ▲6.3  | 211   | 8.8   | 10     |
| 386           | ▲14.8 | 144   | 15.2  | 77             | 13.2  | 71    | 24.6  | 238   | 37.6  | 11     |
| 409           | ▲11.9 | 125   | ▲15.5 | 69             | 1.5   | 68    | 23.6  | 255   | ▲12.1 | 12     |
| 348           | ▲8.7  | 129   | 2.4   | 79             | 41.1  | 59    | 31.1  | 206   | 4.6   | 平.31.1 |
|               |       |       |       |                |       |       |       |       |       | 2      |
|               |       |       |       |                |       |       |       |       |       | 3      |
|               |       |       |       |                |       |       |       |       |       | 4      |
|               |       |       |       |                |       |       |       |       |       | 5      |
|               |       |       |       |                |       |       |       |       |       | 6      |
|               |       |       |       |                |       |       |       |       |       | 7      |
|               |       |       |       |                |       |       |       |       |       | 8      |
|               |       |       |       |                |       |       |       |       |       | 9      |
|               |       |       |       |                |       |       |       |       |       | 10     |
|               |       |       |       |                |       |       |       |       |       | 11     |
|               |       |       |       |                |       |       |       |       |       | 12     |
| 348           | ▲8.7  | 129   | 2.4   | 79             | 41.1  | 59    | 31.1  | 206   | 4.6   | 1月計    |

| 区分<br>年月 | 製穀粉・同加工品(つづき) |      |           |      |         |      |              |       |                |      |
|----------|---------------|------|-----------|------|---------|------|--------------|-------|----------------|------|
|          | 米穀粉(つづき)      |      | パン        |      |         |      |              |       |                |      |
|          | 新規米粉          |      | 食パン       |      |         |      |              |       | プレミックス         |      |
|          | t             | 増減率  | t         | 増減率  | t       | 増減率  | 冷凍生地<br>(内数) | 増減率   | プレミックス<br>(外数) | 増減率  |
| t        | %             | t    | %         | t    | %       | t    | %            | t     | %              |      |
| 平. 24    | 19,511        | 9.0  | 1,219,100 | 0.3  | 580,349 | 0.1  | 3,286        | 3.4   | 1,788          | 2.8  |
| 25       | 23,797        | 22.0 | 1,226,019 | 0.6  | 598,143 | 3.1  | 5,545        | 68.7  | 1,739          | ▲2.7 |
| 26       | 23,507        | ▲1.2 | 1,234,270 | 0.7  | 608,447 | 1.7  | 6,188        | 11.6  | 1,681          | ▲3.3 |
| 27       | 25,949        | 10.4 | 1,234,177 | ▲0.0 | 604,877 | ▲0.6 | 6,486        | 4.8   | 1,616          | ▲3.9 |
| 28       | 24,693        | ▲4.8 | 1,237,915 | 0.3  | 604,366 | ▲0.1 | 6,703        | 3.3   | 1,589          | ▲1.7 |
| 29       | 26,700        | 8.1  | 1,254,062 | 1.3  | 601,965 | ▲0.4 | 6,142        | ▲8.4  | 1,624          | 2.2  |
| 30       | 27,495        | 3.0  | 1,220,746 | ▲2.7 | 584,825 | ▲2.8 | 5,871        | ▲4.4  | 1,628          | 0.2  |
| 平.30.1   | 1,959         | 1.1  | 100,916   | ▲1.5 | 46,875  | ▲5.7 | 481          | ▲8.0  | 129            | ▲1.5 |
| 2        | 2,208         | 4.2  | 99,754    | 0.1  | 47,230  | ▲1.7 | 416          | ▲9.6  | 130            | 4.0  |
| 3        | 2,276         | 2.8  | 107,320   | ▲1.7 | 52,024  | ▲2.0 | 573          | 1.4   | 141            | ▲2.8 |
| 4        | 2,429         | 4.5  | 105,881   | ▲2.7 | 51,054  | ▲4.0 | 507          | ▲14.1 | 135            | ▲3.6 |
| 5        | 2,119         | ▲9.1 | 105,879   | ▲2.4 | 50,807  | ▲3.5 | 516          | ▲9.6  | 155            | 2.0  |
| 6        | 2,320         | 2.8  | 103,711   | ▲1.8 | 49,714  | ▲3.0 | 463          | ▲6.3  | 139            | 3.0  |
| 7        | 2,292         | ▲1.5 | 99,870    | ▲4.7 | 48,282  | ▲4.1 | 513          | 4.1   | 146            | 1.4  |
| 8        | 2,116         | 10.2 | 97,332    | ▲4.9 | 48,099  | ▲4.1 | 503          | 1.2   | 131            | 1.6  |
| 9        | 2,382         | 19.0 | 98,984    | ▲3.0 | 47,584  | ▲1.5 | 424          | ▲3.6  | 122            | 0.8  |
| 10       | 2,298         | ▲5.5 | 102,956   | ▲2.9 | 48,899  | ▲2.3 | 506          | 6.8   | 145            | ▲2.0 |
| 11       | 2,645         | 9.6  | 99,534    | ▲3.5 | 47,104  | ▲2.1 | 469          | ▲0.6  | 125            | 2.5  |
| 12       | 2,451         | 1.2  | 98,609    | ▲2.8 | 47,153  | 0.2  | 500          | ▲11.2 | 130            | ▲1.5 |
| 平.31.1   | 2,399         | 22.5 | 101,125   | 0.2  | 48,021  | 2.4  | 487          | 1.2   | 136            | 5.4  |
| 2        |               |      |           |      |         |      |              |       |                |      |
| 3        |               |      |           |      |         |      |              |       |                |      |
| 4        |               |      |           |      |         |      |              |       |                |      |
| 5        |               |      |           |      |         |      |              |       |                |      |
| 6        |               |      |           |      |         |      |              |       |                |      |
| 7        |               |      |           |      |         |      |              |       |                |      |
| 8        |               |      |           |      |         |      |              |       |                |      |
| 9        |               |      |           |      |         |      |              |       |                |      |
| 10       |               |      |           |      |         |      |              |       |                |      |
| 11       |               |      |           |      |         |      |              |       |                |      |
| 12       |               |      |           |      |         |      |              |       |                |      |
| 1月計      | 2,399         | 22.5 | 101,125   | 0.2  | 48,021  | 2.4  | 487          | 1.2   | 136            | 5.4  |

(注3)パン：小麦粉使用量である。

単位 { 生産量 : t  
増減率 : %

| 製穀粉・同加工品(つづき) |      |              |       |                |      |        |      |         |      | 区 分    |
|---------------|------|--------------|-------|----------------|------|--------|------|---------|------|--------|
| パン(つづき)       |      |              |       |                |      |        |      |         |      |        |
| 菓子パン          |      |              |       |                |      | 学給パン   |      | その他パン   |      |        |
|               |      | 冷凍生地<br>(内数) |       | プレミックス<br>(外数) |      |        |      |         |      | 年 月    |
| 増減率           |      | 増減率          |       | 増減率            |      | 増減率    |      | 増減率     |      |        |
| t             | %    | t            | %     | t              | %    | t      | %    | t       | %    |        |
| 392,015       | 0.1  | 53,173       | 7.8   | 24,642         | ▲7.8 | 25,784 | ▲8.6 | 220,951 | 2.7  | 24     |
| 383,514       | ▲2.2 | 52,313       | ▲1.6  | 23,455         | ▲4.8 | 26,133 | 1.4  | 218,230 | ▲1.2 | 25     |
| 386,578       | 0.8  | 52,293       | ▲0.0  | 21,839         | ▲6.9 | 25,640 | ▲1.9 | 213,606 | ▲2.1 | 26     |
| 403,187       | 4.3  | 51,779       | ▲1.0  | 21,211         | ▲2.9 | 24,692 | ▲3.7 | 201,421 | ▲5.7 | 27     |
| 403,363       | 0.0  | 50,068       | ▲3.3  | 20,946         | ▲1.2 | 24,295 | ▲1.6 | 205,891 | 2.2  | 28     |
| 409,413       | 1.5  | 43,587       | ▲12.9 | 21,278         | 1.6  | 24,868 | 2.4  | 217,816 | 5.8  | 29     |
| 401,028       | ▲2.0 | 45,486       | 4.4   | 21,441         | 0.8  | 24,354 | ▲2.1 | 210,539 | ▲3.3 | 30     |
| 34,444        | 5.0  | 2,877        | ▲31.9 | 1,733          | 0.2  | 2,012  | 0.2  | 17,585  | ▲2.1 | 平.30.1 |
| 33,361        | 5.7  | 2,797        | ▲29.4 | 1,719          | ▲1.2 | 2,440  | ▲5.3 | 16,723  | ▲4.3 | 2      |
| 35,579        | 0.6  | 4,371        | 1.1   | 1,822          | 1.9  | 1,672  | ▲5.0 | 18,045  | ▲4.4 | 3      |
| 35,091        | 0.4  | 4,235        | 4.2   | 1,788          | 1.9  | 1,844  | ▲3.0 | 17,892  | ▲4.7 | 4      |
| 34,641        | ▲0.9 | 4,149        | 1.4   | 1,819          | 2.2  | 2,562  | 5.6  | 17,869  | ▲3.5 | 5      |
| 33,904        | 2.4  | 3,825        | ▲3.4  | 1,855          | 2.9  | 2,555  | ▲5.0 | 17,538  | ▲5.7 | 6      |
| 32,652        | ▲3.8 | 3,883        | ▲0.8  | 1,799          | 1.4  | 1,655  | ▲0.4 | 17,281  | ▲8.3 | 7      |
| 31,665        | ▲6.4 | 3,789        | 25.6  | 1,742          | ▲1.0 | 314    | 13.8 | 17,254  | ▲4.8 | 8      |
| 31,997        | ▲6.1 | 3,714        | 31.1  | 1,809          | 2.4  | 2,225  | ▲9.8 | 17,178  | ▲0.1 | 9      |
| 33,367        | ▲6.2 | 4,147        | 37.9  | 1,769          | ▲1.7 | 2,702  | 4.0  | 17,988  | 0.7  | 10     |
| 32,542        | ▲6.6 | 3,502        | 14.5  | 1,780          | ▲0.3 | 2,531  | 1.4  | 17,357  | ▲1.7 | 11     |
| 31,785        | ▲7.7 | 4,197        | 34.0  | 1,806          | 0.3  | 1,842  | ▲8.3 | 17,829  | ▲0.6 | 12     |
| 33,029        | ▲4.1 | 3,814        | 32.6  | 1,755          | 1.3  | 2,110  | 4.9  | 17,965  | 2.2  | 平.31.1 |
|               |      |              |       |                |      |        |      |         |      | 2      |
|               |      |              |       |                |      |        |      |         |      | 3      |
|               |      |              |       |                |      |        |      |         |      | 4      |
|               |      |              |       |                |      |        |      |         |      | 5      |
|               |      |              |       |                |      |        |      |         |      | 6      |
|               |      |              |       |                |      |        |      |         |      | 7      |
|               |      |              |       |                |      |        |      |         |      | 8      |
|               |      |              |       |                |      |        |      |         |      | 9      |
|               |      |              |       |                |      |        |      |         |      | 10     |
|               |      |              |       |                |      |        |      |         |      | 11     |
|               |      |              |       |                |      |        |      |         |      | 12     |
| 33,029        | ▲4.1 | 3,814        | 32.6  | 1,755          | 1.3  | 2,110  | 4.9  | 17,965  | 2.2  | 1月計    |

| 区分<br>年月 | 製穀粉・同加工品(つづき) |       |                |      |         |      |        |      |        |      |
|----------|---------------|-------|----------------|------|---------|------|--------|------|--------|------|
|          | パン(つづき)       |       |                |      | パン粉     |      |        |      |        |      |
|          | その他パン(つづき)    |       |                |      |         |      | 生パン粉   |      | 乾燥パン粉  |      |
|          | 冷凍生地<br>(内数)  |       | プレミックス<br>(外数) |      |         |      |        |      |        |      |
|          | t             | %     | t              | %    | t       | %    | t      | %    | t      | %    |
| 平.24     | 25,123        | 7.7   | 5,913          | ▲0.2 | 149,733 | 0.6  | 77,438 | 8.0  | 51,628 | ▲2.1 |
| 25       | 27,826        | 10.8  | 5,898          | ▲0.3 | 152,341 | 1.7  | 79,224 | 2.3  | 50,685 | ▲1.8 |
| 26       | 29,360        | 5.5   | 5,735          | ▲2.8 | 155,629 | 2.2  | 77,651 | ▲2.0 | 51,023 | 0.7  |
| 27       | 31,352        | 6.8   | 5,491          | ▲4.3 | 159,225 | 2.3  | 84,698 | 9.1  | 52,277 | 2.5  |
| 28       | 33,245        | 6.0   | 5,541          | 0.9  | 160,221 | 0.6  | 84,280 | ▲0.5 | 52,857 | 1.1  |
| 29       | 36,211        | 8.9   | 5,505          | ▲0.6 | 164,174 | 2.5  | 87,580 | 3.9  | 53,936 | 2.0  |
| 30       | 37,770        | 4.3   | 5,531          | 0.5  | 163,279 | ▲0.5 | 89,391 | 2.1  | 52,884 | ▲2.0 |
| 平.30.1   | 3,778         | ▲26.8 | 445            | 3.7  | 12,406  | 4.0  | 6,870  | 11.1 | 3,891  | 2.6  |
| 2        | 3,078         | 6.9   | 455            | 6.6  | 12,435  | 0.6  | 6,747  | 9.3  | 4,049  | ▲3.6 |
| 3        | 3,197         | 7.2   | 436            | ▲4.8 | 14,225  | ▲0.6 | 7,645  | 5.7  | 4,725  | ▲4.5 |
| 4        | 3,225         | 9.3   | 477            | ▲0.2 | 14,350  | 3.1  | 7,799  | 5.4  | 4,761  | 0.2  |
| 5        | 3,219         | 8.3   | 501            | ▲0.4 | 13,302  | 2.7  | 7,206  | 3.9  | 4,350  | 2.3  |
| 6        | 3,256         | 7.3   | 488            | 0.2  | 13,595  | ▲3.5 | 7,393  | ▲1.9 | 4,476  | ▲3.0 |
| 7        | 3,307         | 9.8   | 514            | 0.6  | 13,781  | ▲4.4 | 7,695  | ▲3.0 | 4,391  | ▲4.4 |
| 8        | 3,071         | 18.4  | 466            | 2.0  | 13,619  | ▲0.2 | 7,752  | 0.8  | 4,132  | ▲1.3 |
| 9        | 2,912         | 10.2  | 425            | 1.9  | 12,831  | ▲6.5 | 7,206  | ▲3.9 | 4,000  | ▲8.9 |
| 10       | 2,979         | 12.5  | 455            | 2.7  | 13,959  | ▲2.4 | 7,515  | ▲2.3 | 4,697  | 1.5  |
| 11       | 2,788         | 8.1   | 410            | ▲4.4 | 14,009  | ▲2.0 | 7,589  | 0.8  | 4,588  | ▲5.7 |
| 12       | 2,960         | 7.2   | 459            | ▲1.5 | 14,767  | 3.7  | 7,974  | 2.5  | 4,824  | 2.5  |
| 平.31.1   | 3,039         | ▲19.6 | 458            | 2.9  |         |      |        |      |        |      |
| 2        |               |       |                |      |         |      |        |      |        |      |
| 3        |               |       |                |      |         |      |        |      |        |      |
| 4        |               |       |                |      |         |      |        |      |        |      |
| 5        |               |       |                |      |         |      |        |      |        |      |
| 6        |               |       |                |      |         |      |        |      |        |      |
| 7        |               |       |                |      |         |      |        |      |        |      |
| 8        |               |       |                |      |         |      |        |      |        |      |
| 9        |               |       |                |      |         |      |        |      |        |      |
| 10       |               |       |                |      |         |      |        |      |        |      |
| 11       |               |       |                |      |         |      |        |      |        |      |
| 12       |               |       |                |      |         |      |        |      |        |      |
| 1月計      | 3,039         | ▲19.6 | 458            | 2.9  |         |      |        |      |        |      |

(注4)パン粉については、全国パン粉工業協同組合連合会調べ。四半期ごとの取りまとめのため、空欄になることがある。



単位 { 生産量 : t  
増減率 : %

| 製穀粉・同加工品(つづき) |       |         |      |        |       |         |      |         |       | 区 分    |
|---------------|-------|---------|------|--------|-------|---------|------|---------|-------|--------|
| パン粉(つづき)      |       | 生めん類    |      |        |       |         |      |         |       |        |
| セミドライパン粉      |       | うどん     |      |        |       | 中華めん    |      |         |       |        |
|               |       | 生めん     |      | ゆでめん   |       | 生めん     |      |         |       |        |
|               | 増減率   |         | 増減率  |        | 増減率   |         | 増減率  |         | 増減率   | 年月     |
| t             | %     | t       | %    | t      | %     | t       | %    | t       | %     |        |
| 20,667        | ▲15.4 | 541,731 | ▲1.2 | 26,203 | ▲10.4 | 175,681 | ▲0.6 | 148,557 | ▲3.2  | 平. 24  |
| 22,432        | 8.5   | 562,271 | 3.8  | 22,662 | ▲13.5 | 176,909 | 0.7  | 158,110 | 6.4   | 25     |
| 26,955        | 20.2  | 577,550 | 2.7  | 22,353 | ▲1.4  | 186,120 | 5.2  | 160,905 | 1.8   | 26     |
| 22,250        | ▲17.5 | 624,084 | 8.1  | 22,381 | 0.1   | 192,433 | 3.4  | 163,693 | 1.7   | 27     |
| 23,084        | 3.7   | 652,131 | 4.5  | 19,958 | ▲10.8 | 193,236 | 0.4  | 173,703 | 6.1   | 28     |
| 22,658        | ▲1.8  | 690,632 | 5.9  | 19,870 | ▲0.4  | 214,863 | 11.2 | 173,892 | 0.1   | 29     |
| 21,004        | ▲7.3  | 711,924 | 3.1  | 19,144 | ▲3.7  | 233,549 | 8.7  | 174,825 | 0.5   | 30     |
| 1,645         | ▲15.9 | 57,672  | 7.5  | 1,490  | 15.8  | 22,555  | 10.7 | 11,885  | 9.1   | 平.30.1 |
| 1,639         | ▲17.2 | 53,165  | 8.9  | 1,540  | 22.3  | 18,731  | 15.4 | 11,107  | 9.6   | 2      |
| 1,855         | ▲12.7 | 59,813  | 8.4  | 1,475  | ▲10.0 | 19,942  | 18.8 | 13,307  | 9.4   | 3      |
| 1,790         | 1.4   | 58,567  | 4.9  | 1,599  | ▲14.0 | 17,819  | 9.8  | 14,535  | 4.2   | 4      |
| 1,746         | ▲0.6  | 62,372  | 2.8  | 1,491  | ▲13.2 | 19,576  | 14.2 | 17,051  | ▲11.2 | 5      |
| 1,726         | ▲11.0 | 60,363  | ▲1.1 | 1,631  | ▲2.0  | 17,811  | 8.7  | 18,118  | ▲7.6  | 6      |
| 1,695         | ▲10.2 | 68,618  | 1.0  | 1,639  | 1.5   | 18,581  | 8.2  | 21,381  | ▲6.6  | 7      |
| 1,735         | ▲2.3  | 58,952  | ▲3.9 | 1,661  | ▲8.2  | 18,354  | ▲2.2 | 16,645  | ▲6.2  | 8      |
| 1,625         | ▲11.5 | 56,900  | 2.9  | 1,658  | ▲4.1  | 18,877  | 9.7  | 13,503  | 9.1   | 9      |
| 1,747         | ▲12.2 | 60,194  | 7.9  | 1,667  | ▲2.1  | 21,130  | 13.7 | 12,292  | 8.0   | 10     |
| 1,832         | ▲3.2  | 56,944  | 1.1  | 1,656  | ▲9.6  | 19,875  | 0.4  | 12,153  | 8.2   | 11     |
| 1,969         | 12.3  | 58,364  | ▲0.7 | 1,637  | ▲6.9  | 20,298  | 0.4  | 12,848  | 4.2   | 12     |
|               |       | 57,960  | 0.5  | 1,423  | ▲4.5  | 21,920  | ▲2.8 | 12,210  | 2.7   | 平.31.1 |
|               |       |         |      |        |       |         |      |         |       | 2      |
|               |       |         |      |        |       |         |      |         |       | 3      |
|               |       |         |      |        |       |         |      |         |       | 4      |
|               |       |         |      |        |       |         |      |         |       | 5      |
|               |       |         |      |        |       |         |      |         |       | 6      |
|               |       |         |      |        |       |         |      |         |       | 7      |
|               |       |         |      |        |       |         |      |         |       | 8      |
|               |       |         |      |        |       |         |      |         |       | 9      |
|               |       |         |      |        |       |         |      |         |       | 10     |
|               |       |         |      |        |       |         |      |         |       | 11     |
|               |       |         |      |        |       |         |      |         |       | 12     |
|               |       | 57,960  | 0.5  | 1,423  | ▲4.5  | 21,920  | ▲2.8 | 12,210  | 2.7   | 1月計    |

(注5) 生めん類:小麦粉使用量である。

| 区分<br>年月 | 製穀粉・同加工品(つづき) |      |         |       |        |       |        |       |        |       |     |
|----------|---------------|------|---------|-------|--------|-------|--------|-------|--------|-------|-----|
|          | 生めん類(つづき)     |      |         |       |        |       |        |       |        |       |     |
|          | 中華めん(つづき)     |      |         |       |        |       | 日本そば   |       |        |       |     |
|          | ゆでめん          |      | 蒸しめん    |       | 餃子等皮類  |       | 生めん    |       | ゆでめん   |       |     |
|          | 増減率           |      | 増減率     |       | 増減率    |       | 増減率    |       | 増減率    |       | 増減率 |
|          | t             | %    | t       | %     | t      | %     | t      | %     | t      | %     |     |
| 平. 24    | 45,634        | 7.3  | 86,294  | ▲3.4  | 13,430 | ▲7.0  | 14,880 | 10.3  | 31,050 | 7.5   |     |
| 25       | 43,727        | ▲4.2 | 95,605  | 10.8  | 13,498 | 0.5   | 16,342 | 9.8   | 35,419 | 14.1  |     |
| 26       | 52,845        | 20.9 | 90,969  | ▲4.8  | 14,252 | 5.6   | 17,467 | 6.9   | 32,639 | ▲7.8  |     |
| 27       | 65,350        | 23.7 | 109,994 | 20.9  | 14,655 | 2.8   | 18,283 | 4.7   | 37,295 | 14.3  |     |
| 28       | 72,250        | 10.6 | 98,580  | ▲10.4 | 15,871 | 8.3   | 17,464 | ▲4.5  | 61,069 | 63.7  |     |
| 29       | 83,139        | 15.1 | 104,483 | 6.0   | 14,363 | ▲9.5  | 17,184 | ▲1.6  | 62,838 | 2.9   |     |
| 30       | 88,135        | 6.0  | 101,812 | ▲2.6  | 14,202 | ▲1.1  | 16,656 | ▲3.1  | 63,601 | 1.2   |     |
| 平.30.1   | 6,848         | 14.2 | 8,384   | ▲0.7  | 1,031  | ▲13.5 | 1,138  | 14.7  | 4,341  | ▲2.7  |     |
| 2        | 6,538         | ▲2.0 | 8,257   | ▲1.4  | 1,088  | ▲7.5  | 969    | 12.9  | 4,935  | 19.9  |     |
| 3        | 7,408         | 2.8  | 9,951   | ▲0.2  | 1,226  | ▲3.5  | 1,232  | ▲3.7  | 5,272  | 7.8   |     |
| 4        | 7,924         | 11.0 | 9,163   | 1.2   | 1,311  | 2.2   | 1,426  | ▲12.0 | 4,790  | 2.2   |     |
| 5        | 7,883         | 20.1 | 8,956   | 6.4   | 1,418  | 8.3   | 1,523  | ▲13.8 | 4,474  | ▲1.9  |     |
| 6        | 6,949         | ▲4.0 | 7,994   | 0.9   | 1,361  | 4.9   | 1,602  | ▲8.2  | 4,897  | ▲5.3  |     |
| 7        | 7,247         | 8.0  | 7,946   | ▲3.7  | 1,127  | 2.9   | 1,899  | ▲6.9  | 8,798  | 7.7   |     |
| 8        | 6,025         | ▲9.2 | 8,625   | ▲3.9  | 1,212  | 3.2   | 1,548  | ▲1.0  | 4,882  | 4.1   |     |
| 9        | 7,139         | 1.3  | 8,604   | ▲9.4  | 1,157  | ▲4.7  | 1,132  | 9.3   | 4,830  | ▲7.0  |     |
| 10       | 8,699         | 9.5  | 8,503   | ▲4.8  | 1,171  | ▲1.2  | 1,098  | 15.1  | 5,634  | 11.1  |     |
| 11       | 8,033         | 12.7 | 7,943   | ▲9.6  | 1,010  | ▲4.8  | 1,030  | 14.2  | 5,244  | ▲6.3  |     |
| 12       | 7,442         | 8.4  | 7,486   | ▲4.8  | 1,090  | ▲1.4  | 2,059  | ▲15.2 | 5,504  | ▲11.6 |     |
| 平.31.1   | 7,366         | 7.6  | 8,246   | ▲1.6  | 1,092  | 5.9   | 1,142  | 0.4   | 4,561  | 5.1   |     |
| 2        |               |      |         |       |        |       |        |       |        |       |     |
| 3        |               |      |         |       |        |       |        |       |        |       |     |
| 4        |               |      |         |       |        |       |        |       |        |       |     |
| 5        |               |      |         |       |        |       |        |       |        |       |     |
| 6        |               |      |         |       |        |       |        |       |        |       |     |
| 7        |               |      |         |       |        |       |        |       |        |       |     |
| 8        |               |      |         |       |        |       |        |       |        |       |     |
| 9        |               |      |         |       |        |       |        |       |        |       |     |
| 10       |               |      |         |       |        |       |        |       |        |       |     |
| 11       |               |      |         |       |        |       |        |       |        |       |     |
| 12       |               |      |         |       |        |       |        |       |        |       |     |
| 1月計      | 7,366         | 7.6  | 8,246   | ▲1.6  | 1,092  | 5.9   | 1,142  | 0.4   | 4,561  | 5.1   |     |

単位 { 生産量 : t  
増減率 : %

| 製穀粉・同加工品(つづき) |       |         |      |        |       |       |       |        |       | 区 分    |
|---------------|-------|---------|------|--------|-------|-------|-------|--------|-------|--------|
| 生めん類(つづき)     |       | 乾めん類    |      |        |       |       |       |        |       |        |
| そば粉使用量        |       | うどん     |      | ひらめん   |       | ひやむぎ  |       |        |       | 年 月    |
| t             | 増減率   | t       | 増減率  | t      | 増減率   | t     | 増減率   | t      | 増減率   |        |
| 19,972        | 2.7   | 204,169 | ▲2.4 | 37,392 | ▲14.0 | 3,742 | 9.4   | 16,985 | ▲4.2  | 平. 24  |
| 21,079        | 5.5   | 213,175 | 4.4  | 37,479 | 0.2   | 4,537 | 21.2  | 17,731 | 4.4   | 25     |
| 16,948        | ▲19.6 | 213,273 | 0.0  | 36,004 | ▲3.9  | 4,640 | 2.3   | 19,313 | 8.9   | 26     |
| 12,895        | ▲23.9 | 195,105 | ▲8.5 | 27,262 | ▲24.3 | 4,669 | 0.6   | 19,916 | 3.1   | 27     |
| 13,862        | 7.5   | 185,724 | ▲4.8 | 26,160 | ▲4.0  | 5,332 | 14.2  | 18,760 | ▲5.8  | 28     |
| 14,070        | 1.5   | 186,472 | 0.4  | 25,632 | ▲2.0  | 4,523 | ▲15.2 | 19,657 | 4.8   | 29     |
| 13,917        | ▲1.1  | 187,873 | 0.8  | 26,185 | 2.2   | 4,528 | 0.1   | 17,746 | ▲9.7  | 30     |
| 1,028         | ▲4.8  | 14,473  | ▲2.1 | 1,900  | 14.1  | 338   | ▲2.0  | 1,330  | ▲16.7 | 平.30.1 |
| 1,053         | 1.8   | 16,464  | ▲1.7 | 1,698  | ▲5.9  | 229   | ▲27.8 | 1,767  | ▲10.6 | 2      |
| 1,098         | ▲2.2  | 18,646  | ▲5.0 | 2,011  | ▲8.8  | 344   | 16.2  | 2,096  | ▲12.2 | 3      |
| 1,121         | ▲4.6  | 19,327  | 3.4  | 2,247  | 0.5   | 353   | 14.2  | 2,110  | ▲11.3 | 4      |
| 1,130         | ▲6.9  | 18,241  | 2.8  | 2,329  | 13.7  | 338   | ▲3.2  | 1,935  | ▲22.6 | 5      |
| 1,190         | ▲0.8  | 14,251  | ▲3.2 | 2,395  | ▲1.8  | 292   | 13.6  | 2,138  | ▲21.5 | 6      |
| 1,238         | ▲2.4  | 15,073  | 0.4  | 2,286  | 10.6  | 329   | 7.2   | 2,165  | 5.6   | 7      |
| 1,173         | 1.3   | 11,243  | 8.4  | 2,158  | 6.3   | 410   | 10.8  | 1,247  | 6.5   | 8      |
| 1,076         | ▲3.5  | 11,702  | ▲4.4 | 2,153  | ▲11.0 | 477   | ▲13.9 | 694    | 14.9  | 9      |
| 1,176         | 8.4   | 14,388  | 8.8  | 2,338  | 7.6   | 515   | 17.3  | 556    | 1.6   | 10     |
| 1,160         | 1.7   | 17,978  | 3.3  | 2,496  | 0.7   | 532   | ▲4.1  | 638    | ▲19.8 | 11     |
| 1,474         | ▲0.2  | 16,087  | 1.2  | 2,174  | 4.9   | 371   | ▲12.7 | 1,070  | 15.6  | 12     |
| 1,119         | 8.9   | 14,860  | 2.7  | 1,964  | 3.4   | 370   | 9.5   | 1,190  | ▲10.5 | 平.31.1 |
|               |       |         |      |        |       |       |       |        |       | 2      |
|               |       |         |      |        |       |       |       |        |       | 3      |
|               |       |         |      |        |       |       |       |        |       | 4      |
|               |       |         |      |        |       |       |       |        |       | 5      |
|               |       |         |      |        |       |       |       |        |       | 6      |
|               |       |         |      |        |       |       |       |        |       | 7      |
|               |       |         |      |        |       |       |       |        |       | 8      |
|               |       |         |      |        |       |       |       |        |       | 9      |
|               |       |         |      |        |       |       |       |        |       | 10     |
|               |       |         |      |        |       |       |       |        |       | 11     |
|               |       |         |      |        |       |       |       |        |       | 12     |
| 1,119         | 8.9   | 14,860  | 2.7  | 1,964  | 3.4   | 370   | 9.5   | 1,190  | ▲10.5 | 1月計    |

(注6)乾めん類:小麦粉使用量である。

| 区分     | 製穀粉・同加工品(つづき) |       |       |       |       |       |        |       |        |       |  |
|--------|---------------|-------|-------|-------|-------|-------|--------|-------|--------|-------|--|
|        | 乾めん類(つづき)     |       |       |       |       |       |        |       |        |       |  |
|        | そうめん          |       | 手延素麺類 |       |       |       |        |       | 干し中華   |       |  |
|        | 年月            | 増減率   |       | うどん   |       | ひやむぎ  |        | そうめん  |        | 増減率   |  |
| t      |               | %     | t     | %     | t     | %     | t      | %     | t      | %     |  |
| 平. 24  | 46,453        | ▲7.6  | 2,988 | ▲20.4 | 3,222 | ▲19.2 | 53,749 | 16.8  | 9,543  | 3.6   |  |
| 25     | 47,616        | 2.5   | 3,598 | 20.4  | 4,919 | 52.7  | 53,724 | ▲0.0  | 9,653  | 1.2   |  |
| 26     | 45,354        | ▲4.8  | 4,202 | 16.8  | 5,209 | 5.9   | 53,573 | ▲0.3  | 10,273 | 6.4   |  |
| 27     | 38,223        | ▲15.7 | 4,288 | 2.0   | 6,475 | 24.3  | 47,743 | ▲10.9 | 11,648 | 13.4  |  |
| 28     | 29,492        | ▲22.8 | 4,133 | ▲3.6  | 7,495 | 15.8  | 46,070 | ▲3.5  | 13,079 | 12.3  |  |
| 29     | 27,467        | ▲6.9  | 4,348 | 5.2   | 7,275 | ▲2.9  | 48,196 | 4.6   | 14,933 | 14.2  |  |
| 30     | 28,043        | 2.1   | 3,948 | ▲9.2  | 7,291 | 0.2   | 48,322 | 0.3   | 17,444 | 16.8  |  |
| 平.30.1 | 2,302         | ▲6.0  | 281   | 3.3   | 203   | 51.5  | 5,342  | ▲5.7  | 1,135  | 34.3  |  |
| 2      | 2,653         | 7.3   | 256   | ▲12.6 | 233   | 18.9  | 6,336  | ▲0.6  | 1,386  | 29.9  |  |
| 3      | 2,483         | ▲5.8  | 257   | ▲12.9 | 286   | 27.7  | 6,951  | ▲4.9  | 1,520  | 27.1  |  |
| 4      | 2,659         | 10.3  | 222   | ▲16.5 | 245   | 26.9  | 6,230  | 5.8   | 1,726  | 9.1   |  |
| 5      | 2,751         | 5.6   | 236   | ▲20.5 | 3,330 | 3.7   | 1,965  | 6.5   | 1,793  | 40.1  |  |
| 6      | 2,950         | ▲3.9  | 477   | ▲12.3 | 179   | 65.7  | 457    | 37.7  | 1,695  | 32.6  |  |
| 7      | 2,918         | ▲0.3  | 482   | ▲12.2 | 42    | 23.5  | 1,753  | ▲20.8 | 1,294  | ▲3.6  |  |
| 8      | 2,085         | 8.1   | 492   | ▲11.4 | 18    | 28.6  | 706    | 19.1  | 1,459  | 24.8  |  |
| 9      | 1,639         | 8.6   | 270   | ▲13.7 | 1,894 | ▲10.7 | 994    | 3.1   | 1,165  | ▲20.5 |  |
| 10     | 1,763         | 6.3   | 300   | 24.5  | 403   | 1.5   | 4,658  | 16.4  | 1,286  | 23.5  |  |
| 11     | 1,658         | ▲11.2 | 338   | 10.1  | 420   | ▲31.4 | 6,793  | 3.2   | 1,969  | 33.5  |  |
| 12     | 2,182         | 12.6  | 337   | ▲19.0 | 38    | 31.0  | 6,137  | ▲4.6  | 1,016  | ▲14.8 |  |
| 平.31.1 | 2,504         | 8.8   | 256   | ▲8.9  | 182   | ▲10.3 | 5,502  | 3.0   | 958    | ▲15.6 |  |
| 2      |               |       |       |       |       |       |        |       |        |       |  |
| 3      |               |       |       |       |       |       |        |       |        |       |  |
| 4      |               |       |       |       |       |       |        |       |        |       |  |
| 5      |               |       |       |       |       |       |        |       |        |       |  |
| 6      |               |       |       |       |       |       |        |       |        |       |  |
| 7      |               |       |       |       |       |       |        |       |        |       |  |
| 8      |               |       |       |       |       |       |        |       |        |       |  |
| 9      |               |       |       |       |       |       |        |       |        |       |  |
| 10     |               |       |       |       |       |       |        |       |        |       |  |
| 11     |               |       |       |       |       |       |        |       |        |       |  |
| 12     |               |       |       |       |       |       |        |       |        |       |  |
| 1月計    | 2,504         | 8.8   | 256   | ▲8.9  | 182   | ▲10.3 | 5,502  | 3.0   | 958    | ▲15.6 |  |

単位 { 生産量：t  
増減率：%

| 製穀粉・同加工品(つづき) |       |        |       |         |      |         |       |         |      | 区 分    |
|---------------|-------|--------|-------|---------|------|---------|-------|---------|------|--------|
| 乾めん類(つづき)     |       |        |       | 即席めん類   |      |         |       |         |      |        |
| 日本そば          |       | そば粉使用量 |       |         |      | 袋めん     |       | カップ麺    |      | 年 月    |
| t             | 増減率   | t      | 増減率   | t       | 増減率  | t       | 増減率   | t       | 増減率  |        |
| t             | %     | t      | %     | t       | %    | t       | %     | t       | %    |        |
| 30,094        | ▲3.7  | 12,458 | ▲6.6  | 363,324 | 0.6  | 167,798 | ▲1.2  | 195,526 | 2.2  | 24     |
| 33,919        | 12.7  | 13,577 | 9.0   | 385,593 | 6.1  | 186,291 | 11.0  | 199,302 | 1.9  | 25     |
| 34,705        | 2.3   | 13,816 | 1.8   | 410,156 | 6.4  | 201,396 | 8.1   | 208,760 | 4.7  | 26     |
| 34,881        | 0.5   | 14,887 | 7.8   | 413,879 | 0.9  | 204,228 | 1.4   | 209,651 | 0.4  | 27     |
| 35,203        | 0.9   | 11,767 | ▲21.0 | 419,016 | 1.2  | 217,798 | 6.6   | 201,218 | ▲4.0 | 28     |
| 34,441        | ▲2.2  | 11,956 | 1.6   | 415,950 | ▲0.7 | 212,572 | ▲2.4  | 203,378 | 1.1  | 29     |
| 34,366        | ▲0.2  | 12,032 | 0.6   | 420,147 | 1.0  | 210,184 | ▲1.1  | 209,963 | 3.2  | 30     |
| 1,642         | ▲9.4  | 570    | ▲5.8  | 33,010  | 4.6  | 16,766  | 7.6   | 16,244  | 1.5  | 平.30.1 |
| 1,906         | ▲15.1 | 626    | ▲14.8 | 35,615  | 4.2  | 18,207  | 8.8   | 17,408  | ▲0.2 | 2      |
| 2,698         | ▲12.4 | 936    | ▲8.9  | 37,020  | ▲0.6 | 19,500  | ▲1.7  | 17,520  | 0.7  | 3      |
| 3,535         | 3.2   | 1,178  | 5.5   | 35,917  | 1.5  | 17,723  | ▲1.5  | 18,194  | 4.5  | 4      |
| 3,564         | ▲1.5  | 1,225  | 3.8   | 33,263  | 12.9 | 16,389  | 7.9   | 16,874  | 18.2 | 5      |
| 3,668         | ▲7.5  | 1,262  | ▲4.7  | 33,465  | 1.6  | 16,725  | 5.5   | 16,740  | ▲1.9 | 6      |
| 3,804         | 7.9   | 1,245  | 8.9   | 32,370  | 4.3  | 16,128  | 3.9   | 16,242  | 4.7  | 7      |
| 2,668         | 5.0   | 859    | ▲15.1 | 31,435  | 4.3  | 15,479  | ▲1.5  | 15,956  | 10.6 | 8      |
| 2,416         | 5.4   | 787    | 1.0   | 34,393  | ▲2.8 | 17,479  | ▲5.8  | 16,914  | 0.5  | 9      |
| 2,569         | ▲5.9  | 962    | 3.8   | 36,609  | ▲5.0 | 17,882  | ▲9.8  | 18,727  | 0.1  | 10     |
| 3,134         | 14.6  | 1,235  | 19.9  | 37,124  | ▲3.9 | 18,952  | ▲4.2  | 18,172  | ▲3.5 | 11     |
| 2,762         | 12.0  | 1,147  | 6.5   | 39,926  | ▲3.6 | 18,954  | ▲13.8 | 20,972  | 7.9  | 12     |
| 1,934         | 17.8  | 666    | 16.8  | 33,462  | 1.4  | 16,948  | 1.1   | 16,514  | 1.7  | 平.31.1 |
|               |       |        |       |         |      |         |       |         |      | 2      |
|               |       |        |       |         |      |         |       |         |      | 3      |
|               |       |        |       |         |      |         |       |         |      | 4      |
|               |       |        |       |         |      |         |       |         |      | 5      |
|               |       |        |       |         |      |         |       |         |      | 6      |
|               |       |        |       |         |      |         |       |         |      | 7      |
|               |       |        |       |         |      |         |       |         |      | 8      |
|               |       |        |       |         |      |         |       |         |      | 9      |
|               |       |        |       |         |      |         |       |         |      | 10     |
|               |       |        |       |         |      |         |       |         |      | 11     |
|               |       |        |       |         |      |         |       |         |      | 12     |
| 1,934         | 17.8  | 666    | 16.8  | 33,462  | 1.4  | 16,948  | 1.1   | 16,514  | 1.7  | 1月計    |

(注7) 即席めん類：小麦粉使用量である。袋めんは中華めん、和風めん、欧風めんの計である。

| 区分<br>年月 | 製穀粉・同加工品(つづき) |       |         |      | 調味料     |      |         |      |        |       |
|----------|---------------|-------|---------|------|---------|------|---------|------|--------|-------|
|          | 即席めん類(つづき)    |       | マカロニ類   |      | 味噌      |      |         |      |        |       |
|          | そば粉使用量        |       |         |      | 米みそ     |      | 麦みそ     |      |        |       |
|          | t             | 増減率   | t       | 増減率  | t       | 増減率  | t       | 増減率  | t      | 増減率   |
| 24       | 6,955         | 14.3  | 159,627 | ▲3.1 | 442,020 | ▲3.1 | 366,757 | ▲2.8 | 21,220 | 3.5   |
| 25       | 7,836         | 12.7  | 162,949 | 2.1  | 425,627 | ▲3.7 | 354,059 | ▲3.5 | 19,911 | ▲6.2  |
| 26       | 9,229         | 17.8  | 169,906 | 4.3  | 461,097 | 8.3  | 391,634 | 10.6 | 18,860 | ▲5.3  |
| 27       | 7,690         | ▲16.7 | 163,185 | ▲4.0 | 461,652 | 0.1  | 393,554 | 0.5  | 18,060 | ▲4.2  |
| 28       | 6,323         | ▲17.8 | 151,863 | ▲6.9 | 476,057 | 3.1  | 408,695 | 3.8  | 18,574 | 2.8   |
| 29       | 5,853         | ▲7.4  | 152,038 | 0.1  | 482,045 | 1.3  | 413,492 | 1.2  | 17,399 | ▲6.3  |
| 30       | 5,457         | ▲6.8  | 152,884 | 0.6  | 478,068 | ▲0.8 | 408,093 | ▲1.3 | 16,166 | ▲7.1  |
| 平.30.1   | 385           | ▲7.9  | 11,114  | ▲6.8 | 33,979  | 3.4  | 29,022  | 2.2  | 964    | ▲8.3  |
| 2        | 419           | ▲0.2  | 11,210  | 0.9  | 38,357  | ▲1.5 | 32,687  | ▲2.4 | 1,127  | ▲24.4 |
| 3        | 492           | 4.5   | 14,367  | ▲0.5 | 42,356  | ▲1.5 | 36,317  | ▲2.3 | 1,193  | ▲26.6 |
| 4        | 445           | ▲1.1  | 13,209  | ▲3.9 | 41,562  | ▲2.6 | 36,096  | ▲1.4 | 1,154  | ▲28.1 |
| 5        | 433           | 18.6  | 12,853  | 7.3  | 36,423  | 2.6  | 31,250  | 2.9  | 1,046  | ▲27.5 |
| 6        | 393           | ▲4.4  | 12,914  | 3.6  | 37,414  | ▲2.3 | 32,097  | ▲3.6 | 1,302  | 8.4   |
| 7        | 373           | ▲9.2  | 13,389  | 2.8  | 35,837  | 4.8  | 30,154  | 2.1  | 1,482  | 30.5  |
| 8        | 309           | 2.3   | 11,894  | ▲0.6 | 37,478  | 3.0  | 32,193  | 3.6  | 1,405  | 15.6  |
| 9        | 310           | ▲6.1  | 12,448  | ▲5.6 | 39,197  | ▲4.4 | 33,392  | ▲4.6 | 1,553  | ▲5.7  |
| 10       | 528           | ▲16.2 | 12,957  | ▲1.0 | 44,907  | 1.1  | 38,100  | 1.2  | 1,619  | 0.5   |
| 11       | 708           | ▲17.6 | 12,757  | 3.7  | 45,078  | ▲0.1 | 38,318  | ▲0.3 | 1,608  | ▲3.5  |
| 12       | 662           | ▲15.8 | 13,772  | 7.5  | 45,480  | ▲8.4 | 38,467  | ▲9.4 | 1,713  | 0.3   |
| 平.31.1   | 426           | 10.6  | 12,503  | 12.5 | 36,290  | 6.8  | 30,937  | 6.6  | 1,125  | 16.7  |
| 2        |               |       |         |      |         |      |         |      |        |       |
| 3        |               |       |         |      |         |      |         |      |        |       |
| 4        |               |       |         |      |         |      |         |      |        |       |
| 5        |               |       |         |      |         |      |         |      |        |       |
| 6        |               |       |         |      |         |      |         |      |        |       |
| 7        |               |       |         |      |         |      |         |      |        |       |
| 8        |               |       |         |      |         |      |         |      |        |       |
| 9        |               |       |         |      |         |      |         |      |        |       |
| 10       |               |       |         |      |         |      |         |      |        |       |
| 11       |               |       |         |      |         |      |         |      |        |       |
| 12       |               |       |         |      |         |      |         |      |        |       |
| 1月計      | 426           | 10.6  | 12,503  | 12.5 | 36,290  | 6.8  | 30,937  | 6.6  | 1,125  | 16.7  |

(注8)マカロニ類:製品重量に1.04を乗じた小麦粉使用量である。

単位 { 生産量 : t、kl  
増減率 : %

| 調味料(つづき) |       |        |       |         |      |         |       |         |       | 区分     |
|----------|-------|--------|-------|---------|------|---------|-------|---------|-------|--------|
| 味噌(つづき)  |       |        |       | しょうゆ等   |      |         |       |         |       |        |
| 豆みそ      |       | 調合みそ   |       | しょうゆ    |      | しょうゆ加工品 |       | めん類等用つゆ |       | 年月     |
| t        | 増減率   | t      | 増減率   | kl      | 増減率  | kl      | 増減率   | kl      | 増減率   |        |
| t        | %     | t      | %     | kl      | %    | kl      | %     | kl      | %     |        |
| 22,650   | ▲10.3 | 31,393 | ▲5.0  | 807,060 | ▲2.3 | 61,243  | 0.1   | 165,833 | ▲0.5  | 24     |
| 23,389   | 3.3   | 28,268 | ▲10.0 | 793,364 | ▲1.7 | 58,237  | ▲4.9  | 168,873 | 1.8   | 25     |
| 23,246   | ▲0.6  | 27,358 | ▲3.2  | 790,166 | ▲0.4 | 61,443  | 5.5   | 169,986 | 0.7   | 26     |
| 23,730   | 2.1   | 26,308 | ▲3.8  | 780,411 | ▲1.2 | 61,083  | ▲0.6  | 165,396 | ▲2.7  | 27     |
| 23,113   | ▲2.6  | 25,675 | ▲2.4  | 776,408 | ▲0.5 | 63,365  | 3.7   | 171,289 | 3.6   | 28     |
| 24,869   | 7.6   | 26,285 | 2.4   | 768,766 | ▲1.0 | 60,827  | ▲4.0  | 174,421 | 1.8   | 29     |
| 25,326   | 1.8   | 28,483 | 8.4   | 757,237 | ▲1.5 | 62,275  | 2.4   | 171,376 | ▲1.7  | 30     |
| 1,679    | 12.9  | 2,314  | 19.8  | 48,515  | ▲2.5 | 3,949   | ▲5.9  | 8,552   | ▲12.0 | 平.30.1 |
| 2,108    | 11.9  | 2,435  | 18.1  | 54,136  | ▲2.1 | 4,389   | 3.7   | 10,462  | ▲9.0  | 2      |
| 2,319    | 10.5  | 2,527  | 18.9  | 66,345  | ▲3.1 | 4,849   | 5.6   | 15,796  | 0.2   | 3      |
| 1,922    | ▲9.8  | 2,390  | 3.5   | 65,952  | 0.7  | 4,620   | ▲14.0 | 16,588  | ▲0.5  | 4      |
| 1,732    | 6.0   | 2,395  | 17.6  | 61,070  | 0.8  | 4,248   | 1.0   | 17,828  | 25.2  | 5      |
| 1,741    | ▲5.7  | 2,274  | 16.9  | 63,333  | ▲5.1 | 4,499   | ▲2.8  | 18,114  | ▲1.9  | 6      |
| 2,003    | 22.4  | 2,198  | 16.4  | 65,657  | 2.0  | 4,515   | ▲7.6  | 19,155  | 1.9   | 7      |
| 1,794    | ▲11.1 | 2,086  | 1.0   | 60,781  | ▲1.8 | 5,387   | 8.5   | 13,833  | ▲1.5  | 8      |
| 2,193    | ▲1.2  | 2,059  | ▲4.9  | 58,629  | ▲5.6 | 5,191   | ▲1.4  | 10,440  | ▲14.7 | 9      |
| 2,678    | ▲0.8  | 2,510  | 1.1   | 64,438  | 2.8  | 5,967   | 8.4   | 11,363  | ▲8.0  | 10     |
| 2,574    | 5.3   | 2,578  | 1.4   | 68,753  | ▲1.2 | 6,589   | 14.3  | 13,341  | 18.2  | 11     |
| 2,583    | ▲6.7  | 2,717  | ▲0.5  | 79,628  | ▲2.6 | 8,072   | 11.9  | 15,904  | 7.4   | 12     |
| 1,922    | 14.5  | 2,306  | ▲0.3  |         |      |         |       |         |       | 平.31.1 |
|          |       |        |       |         |      |         |       |         |       | 2      |
|          |       |        |       |         |      |         |       |         |       | 3      |
|          |       |        |       |         |      |         |       |         |       | 4      |
|          |       |        |       |         |      |         |       |         |       | 5      |
|          |       |        |       |         |      |         |       |         |       | 6      |
|          |       |        |       |         |      |         |       |         |       | 7      |
|          |       |        |       |         |      |         |       |         |       | 8      |
|          |       |        |       |         |      |         |       |         |       | 9      |
|          |       |        |       |         |      |         |       |         |       | 10     |
|          |       |        |       |         |      |         |       |         |       | 11     |
|          |       |        |       |         |      |         |       |         |       | 12     |
| 1,922    | 14.5  | 2,306  | ▲0.3  |         |      |         |       |         |       | 1月計    |

(注9)しょうゆ等については、日本醤油協会調べ。

| 区 分<br>年月 | 調味料(つづき)   |      | コーヒー・茶系飲料 |      |           |        |           |      |           |      |
|-----------|------------|------|-----------|------|-----------|--------|-----------|------|-----------|------|
|           | しょうゆ等(つづき) |      | 容器別       |      |           |        |           |      | 品目別       |      |
|           | たれ類        |      | 缶・びん詰     |      |           | PETボトル |           |      | コーヒー飲料等   |      |
|           | kl         | 増減率  | kl        | 増減率  | kl        | 増減率    | kl        | 増減率  | kl        | 増減率  |
| 24        | 63,882     | 1.3  | 8,381,900 | 2.8  | 3,167,848 | ▲3.7   | 5,214,051 | 7.1  | 2,950,100 | 1.7  |
| 25        | 65,893     | 3.1  | 8,445,600 | 0.8  | 3,052,412 | ▲3.6   | 5,393,188 | 3.4  | 2,952,400 | 0.1  |
| 26        | 64,899     | ▲1.5 | 8,459,400 | 0.2  | 3,243,071 | 6.2    | 5,216,329 | ▲3.3 | 2,976,900 | 0.8  |
| 27        | 64,856     | ▲0.1 | 8,714,400 | 3.0  | 2,914,354 | ▲10.1  | 5,800,046 | 11.2 | 2,978,200 | 0.0  |
| 28        | 71,242     | 9.8  | 9,173,000 | 5.3  | 2,933,368 | 0.7    | 6,239,632 | 7.6  | 3,051,102 | 2.4  |
| 29        | 72,318     | 1.5  | 9,518,800 | 3.8  | 2,997,158 | 2.2    | 6,521,642 | 4.5  | 3,137,702 | 2.8  |
| 30        | 74,015     | 2.3  | 9,677,370 | 1.7  | 2,694,521 | ▲10.1  | 6,982,849 | 7.1  | 3,437,097 | 9.5  |
| 平.30.1    | 4,674      | 13.9 | 598,360   | ▲4.9 | 201,345   | ▲13.1  | 397,015   | ▲0.2 | 226,804   | 7.1  |
| 2         | 5,416      | 9.4  | 633,713   | 2.0  | 213,609   | ▲7.1   | 420,104   | 7.3  | 264,057   | 19.4 |
| 3         | 6,118      | ▲1.7 | 734,496   | 4.3  | 221,344   | ▲8.6   | 513,152   | 11.1 | 286,948   | 11.1 |
| 4         | 6,816      | 3.0  | 931,053   | ▲0.8 | 232,758   | ▲12.2  | 698,295   | 3.6  | 320,859   | 8.8  |
| 5         | 5,671      | ▲5.8 | 910,226   | 3.4  | 223,043   | ▲10.3  | 687,183   | 8.8  | 310,287   | 13.8 |
| 6         | 6,069      | ▲5.1 | 958,448   | 1.1  | 230,084   | ▲13.8  | 728,364   | 6.9  | 330,768   | 9.1  |
| 7         | 6,316      | ▲7.0 | 965,711   | 3.5  | 241,419   | ▲1.2   | 724,292   | 5.1  | 315,816   | 8.1  |
| 8         | 6,292      | ▲1.3 | 935,409   | 4.8  | 242,093   | ▲7.2   | 693,316   | 9.7  | 304,848   | 12.6 |
| 9         | 5,546      | ▲3.3 | 815,285   | 2.8  | 226,279   | ▲8.5   | 589,006   | 7.9  | 260,378   | 1.4  |
| 10        | 6,676      | 17.3 | 729,393   | ▲2.8 | 223,877   | ▲11.4  | 505,516   | 1.5  | 259,046   | 3.6  |
| 11        | 6,632      | 6.8  | 738,105   | 2.0  | 220,353   | ▲16.4  | 517,752   | 12.6 | 283,970   | 13.5 |
| 12        | 7,789      | 8.1  | 727,171   | 3.4  | 218,317   | ▲10.6  | 508,854   | 10.9 | 273,316   | 6.8  |
| 平.31.1    |            |      | 645,328   | 7.8  | 196,941   | ▲2.2   | 448,387   | 12.9 | 249,968   | 10.2 |
| 2         |            |      |           |      |           |        |           |      |           |      |
| 3         |            |      |           |      |           |        |           |      |           |      |
| 4         |            |      |           |      |           |        |           |      |           |      |
| 5         |            |      |           |      |           |        |           |      |           |      |
| 6         |            |      |           |      |           |        |           |      |           |      |
| 7         |            |      |           |      |           |        |           |      |           |      |
| 8         |            |      |           |      |           |        |           |      |           |      |
| 9         |            |      |           |      |           |        |           |      |           |      |
| 10        |            |      |           |      |           |        |           |      |           |      |
| 11        |            |      |           |      |           |        |           |      |           |      |
| 12        |            |      |           |      |           |        |           |      |           |      |
| 1月計       |            |      | 645,328   | 7.8  | 196,941   | ▲2.2   | 448,387   | 12.9 | 249,968   | 10.2 |



単位 { 生産量 : t、kl  
増減率 : %

| コーヒー・茶系飲料(つづき) |       |           |       |         |       |         |      |           |       | 区 分    |
|----------------|-------|-----------|-------|---------|-------|---------|------|-----------|-------|--------|
| 品目別(つづき)       |       |           |       |         |       |         |      |           |       |        |
| 紅茶飲料           |       | 緑茶飲料      |       | ウーロン茶飲料 |       | 麦茶飲料    |      | その他茶系飲料   |       | 年 月    |
| kl             | 増減率   | kl        | 増減率   | kl      | 増減率   | kl      | 増減率  | kl        | 増減率   |        |
| 1,095,800      | ▲2.5  | 2,310,100 | 3.7   | 742,800 | ▲2.0  | 355,400 | 19.9 | 927,700   | 9.2   | 平. 24  |
| 1,014,200      | ▲7.4  | 2,436,900 | 5.5   | 711,600 | ▲4.2  | 424,500 | 19.4 | 906,000   | ▲2.3  | 25     |
| 960,800        | ▲5.3  | 2,463,501 | 1.1   | 648,201 | ▲8.9  | 540,200 | 27.3 | 869,800   | ▲4.0  | 26     |
| 955,500        | ▲0.6  | 2,611,700 | 6.0   | 676,000 | 4.3   | 644,300 | 19.3 | 848,700   | ▲2.4  | 27     |
| 963,300        | 0.8   | 2,793,000 | 6.9   | 632,799 | ▲6.4  | 759,601 | 17.9 | 973,200   | 14.7  | 28     |
| 1,040,900      | 8.1   | 2,875,100 | 2.9   | 623,200 | ▲1.5  | 823,699 | 8.4  | 1,018,201 | 4.6   | 29     |
| 935,798        | ▲10.1 | 2,779,680 | ▲3.3  | 623,363 | 0.0   | 942,584 | 14.4 | 958,849   | ▲5.8  | 30     |
| 63,324         | ▲29.8 | 154,181   | ▲12.1 | 52,624  | 13.7  | 42,448  | 17.2 | 58,980    | ▲15.3 | 平.30.1 |
| 65,371         | ▲6.9  | 165,031   | ▲13.4 | 38,237  | ▲14.5 | 43,885  | 27.9 | 57,132    | ▲5.6  | 2      |
| 70,240         | ▲7.3  | 213,623   | ▲1.7  | 48,170  | 8.5   | 46,810  | 24.4 | 68,704    | ▲2.5  | 3      |
| 83,423         | ▲18.5 | 277,197   | ▲5.7  | 64,205  | 2.3   | 85,078  | 22.3 | 100,291   | ▲13.3 | 4      |
| 82,631         | ▲6.1  | 277,085   | ▲1.5  | 63,303  | ▲4.4  | 94,473  | 12.1 | 82,446    | ▲5.9  | 5      |
| 83,604         | ▲10.6 | 296,537   | ▲4.1  | 60,161  | 8.9   | 99,676  | 10.9 | 87,702    | ▲9.4  | 6      |
| 72,378         | ▲5.2  | 281,578   | ▲1.4  | 53,518  | ▲4.1  | 147,363 | 12.4 | 95,058    | 3.0   | 7      |
| 70,100         | ▲6.7  | 272,774   | 1.7   | 58,741  | ▲7.3  | 127,002 | 16.5 | 101,944   | ▲4.2  | 8      |
| 82,999         | 3.1   | 239,369   | 6.1   | 49,465  | ▲1.5  | 94,419  | 8.3  | 88,656    | ▲4.8  | 9      |
| 88,844         | ▲9.2  | 201,416   | ▲9.6  | 44,737  | 2.2   | 59,098  | 11.6 | 76,252    | ▲8.4  | 10     |
| 87,654         | ▲11.2 | 192,601   | ▲5.1  | 49,057  | 8.6   | 55,241  | 10.1 | 69,583    | ▲8.6  | 11     |
| 85,230         | ▲7.7  | 208,288   | 3.0   | 41,145  | ▲8.9  | 47,091  | 13.8 | 72,101    | 8.9   | 12     |
| 66,415         | 4.9   | 168,818   | 9.5   | 47,362  | ▲10.0 | 48,285  | 13.8 | 64,479    | 9.3   | 平.31.1 |
|                |       |           |       |         |       |         |      |           |       | 2      |
|                |       |           |       |         |       |         |      |           |       | 3      |
|                |       |           |       |         |       |         |      |           |       | 4      |
|                |       |           |       |         |       |         |      |           |       | 5      |
|                |       |           |       |         |       |         |      |           |       | 6      |
|                |       |           |       |         |       |         |      |           |       | 7      |
|                |       |           |       |         |       |         |      |           |       | 8      |
|                |       |           |       |         |       |         |      |           |       | 9      |
|                |       |           |       |         |       |         |      |           |       | 10     |
|                |       |           |       |         |       |         |      |           |       | 11     |
|                |       |           |       |         |       |         |      |           |       | 12     |
| 66,415         | 4.9   | 168,818   | 9.5   | 47,362  | ▲10.0 | 48,285  | 13.8 | 64,479    | 9.3   | 1月計    |

| 区分<br>年月 | 菓子      |      |        |      |         |      |         |      |        |       |
|----------|---------|------|--------|------|---------|------|---------|------|--------|-------|
|          | 米菓      |      |        |      |         |      | ビスケット   |      |        |       |
|          | あられ     |      | せんべい   |      |         |      | ハード系    |      |        |       |
| t        | 増減率     | t    | 増減率    | t    | 増減率     | t    | 増減率     | t    | 増減率    |       |
| 平.24     | 224,755 | ▲1.2 | 96,676 | ▲3.5 | 128,079 | 0.6  | 239,499 | ▲1.4 | 46,185 | ▲2.7  |
| 25       | 216,524 | ▲3.7 | 91,471 | ▲5.4 | 125,053 | ▲2.4 | 236,552 | ▲1.2 | 40,817 | ▲11.6 |
| 26       | 216,676 | 0.1  | 93,228 | 1.9  | 123,448 | ▲1.3 | 244,383 | 3.3  | 42,744 | 4.7   |
| 27       | 220,350 | 1.7  | 94,995 | 1.9  | 125,355 | 1.5  | 258,919 | 5.9  | 43,186 | 1.0   |
| 28       | 217,687 | ▲1.2 | 92,310 | ▲2.8 | 125,377 | 0.0  | 257,579 | ▲0.5 | 41,713 | ▲3.4  |
| 29       | 222,868 | 2.4  | 92,200 | ▲0.1 | 130,668 | 4.2  | 251,959 | ▲2.2 | 40,776 | ▲2.2  |
| 30       | 221,481 | ▲0.6 | 93,504 | 1.4  | 127,977 | ▲2.1 | 259,395 | 3.0  | 41,624 | 2.1   |
| 平.30.1   | 16,728  | ▲0.4 | 7,101  | 4.0  | 9,627   | ▲3.3 | 20,050  | 11.4 | 3,167  | 5.6   |
| 2        | 18,671  | 1.5  | 7,830  | 3.7  | 10,841  | 0.1  | 21,858  | 3.7  | 3,268  | ▲2.2  |
| 3        | 20,954  | ▲0.1 | 8,825  | 2.0  | 12,129  | ▲1.5 | 25,257  | 5.3  | 3,954  | 2.8   |
| 4        | 18,804  | ▲4.7 | 7,716  | ▲1.8 | 11,088  | ▲6.6 | 21,835  | ▲1.5 | 3,465  | ▲13.4 |
| 5        | 17,664  | ▲2.8 | 7,162  | ▲3.5 | 10,502  | ▲2.3 | 20,539  | 6.8  | 3,092  | ▲7.8  |
| 6        | 17,932  | ▲5.1 | 7,464  | ▲3.0 | 10,468  | ▲6.5 | 19,694  | ▲2.6 | 3,417  | ▲2.3  |
| 7        | 17,818  | 1.4  | 7,655  | 3.1  | 10,163  | 0.2  | 20,310  | 6.3  | 3,234  | 5.5   |
| 8        | 16,786  | 4.0  | 6,974  | 4.7  | 9,812   | 3.5  | 20,400  | 7.3  | 3,194  | 9.8   |
| 9        | 17,391  | ▲2.3 | 7,349  | 0.7  | 10,042  | ▲4.5 | 20,592  | 0.9  | 3,408  | 9.5   |
| 10       | 18,126  | 4.1  | 7,548  | 4.3  | 10,578  | 4.0  | 23,275  | 6.4  | 3,833  | 9.7   |
| 11       | 19,919  | 0.5  | 8,643  | 3.3  | 11,276  | ▲1.6 | 23,051  | ▲1.8 | 4,129  | 15.0  |
| 12       | 20,688  | ▲2.4 | 9,237  | 0.3  | 11,451  | ▲4.4 | 22,534  | ▲3.7 | 3,463  | ▲2.9  |
| 平.31.1   | 16,848  | 0.7  | 6,895  | ▲2.9 | 9,953   | 3.4  | 18,219  | ▲9.1 | 3,022  | ▲4.6  |
| 2        |         |      |        |      |         |      |         |      |        |       |
| 3        |         |      |        |      |         |      |         |      |        |       |
| 4        |         |      |        |      |         |      |         |      |        |       |
| 5        |         |      |        |      |         |      |         |      |        |       |
| 6        |         |      |        |      |         |      |         |      |        |       |
| 7        |         |      |        |      |         |      |         |      |        |       |
| 8        |         |      |        |      |         |      |         |      |        |       |
| 9        |         |      |        |      |         |      |         |      |        |       |
| 10       |         |      |        |      |         |      |         |      |        |       |
| 11       |         |      |        |      |         |      |         |      |        |       |
| 12       |         |      |        |      |         |      |         |      |        |       |
| 1月計      | 16,848  | 0.7  | 6,895  | ▲2.9 | 9,953   | 3.4  | 18,219  | ▲9.1 | 3,022  | ▲4.6  |

単位 { 生産量 : t  
増減率 : %

| 菓子(つづき)           |      |        |       |       |       |         |      | 調理食品類   |      | 区分     |
|-------------------|------|--------|-------|-------|-------|---------|------|---------|------|--------|
| ビスケット(つづき)        |      |        |       |       |       |         |      | 加工米飯    |      |        |
| ソフト系<br>(クッキーを含む) |      | クラッカー系 |       | 乾パン   |       | パイ加工その他 |      | t       | %    | 年月     |
| t                 | 増減率  | t      | 増減率   | t     | 増減率   | t       | 増減率  |         |      |        |
| 80,659            | 0.5  | 17,551 | ▲5.0  | 3,195 | ▲1.9  | 91,909  | ▲1.5 | 287,781 | 9.0  | 平. 24  |
| 81,043            | 0.5  | 18,636 | 6.2   | 2,702 | ▲15.4 | 93,354  | 1.6  | 324,230 | 12.7 | 25     |
| 79,468            | ▲1.9 | 19,459 | 4.4   | 2,692 | ▲0.4  | 100,020 | 7.1  | 340,660 | 5.1  | 26     |
| 87,752            | 10.4 | 19,763 | 1.6   | 2,696 | 0.1   | 105,522 | 5.5  | 349,424 | 2.6  | 27     |
| 84,712            | ▲3.5 | 18,464 | ▲6.6  | 3,719 | 37.9  | 108,971 | 3.3  | 346,708 | ▲0.8 | 28     |
| 82,348            | ▲2.8 | 13,821 | ▲25.1 | 3,200 | ▲14.0 | 111,814 | 2.6  | 373,142 | 7.6  | 29     |
| 88,111            | 7.0  | 8,385  | ▲39.3 | 3,064 | ▲4.3  | 118,211 | 5.7  | 390,170 | 4.6  | 30     |
| 6,584             | 21.7 | 677    | ▲25.7 | 255   | ▲9.3  | 9,367   | 11.5 | 28,186  | 4.6  | 平.30.1 |
| 7,864             | 20.9 | 681    | ▲41.4 | 275   | ▲10.1 | 9,770   | 0.1  | 29,401  | 2.0  | 2      |
| 9,023             | 12.3 | 744    | ▲38.3 | 298   | ▲24.6 | 11,238  | 7.1  | 33,387  | 5.6  | 3      |
| 7,506             | ▲1.3 | 722    | ▲39.8 | 234   | ▲16.1 | 9,908   | 9.0  | 32,915  | 8.3  | 4      |
| 7,515             | 16.6 | 772    | ▲34.1 | 208   | ▲13.3 | 8,952   | 11.7 | 29,325  | 7.8  | 5      |
| 7,007             | 4.4  | 707    | ▲41.4 | 249   | ▲3.1  | 8,314   | ▲2.8 | 33,006  | 13.7 | 6      |
| 7,287             | 12.4 | 665    | ▲39.9 | 259   | ▲5.5  | 8,865   | 8.4  | 32,624  | 0.6  | 7      |
| 6,785             | 1.5  | 689    | ▲29.2 | 255   | ▲2.3  | 9,477   | 15.9 | 32,601  | 10.1 | 8      |
| 6,927             | 1.4  | 581    | ▲41.4 | 256   | 19.1  | 9,420   | 1.7  | 33,117  | ▲1.2 | 9      |
| 7,388             | 8.2  | 663    | ▲41.4 | 265   | 15.2  | 11,126  | 9.2  | 35,020  | 4.9  | 10     |
| 6,865             | ▲5.7 | 703    | ▲50.9 | 250   | 11.1  | 11,104  | 1.5  | 35,273  | 2.8  | 11     |
| 7,360             | ▲2.2 | 781    | ▲41.3 | 260   | 9.7   | 10,670  | ▲0.7 | 35,315  | ▲1.5 | 12     |
| 5,939             | ▲9.8 | 514    | ▲24.1 | 230   | ▲9.8  | 8,514   | ▲9.1 | 30,476  | 8.1  | 平.31.1 |
|                   |      |        |       |       |       |         |      |         |      | 2      |
|                   |      |        |       |       |       |         |      |         |      | 3      |
|                   |      |        |       |       |       |         |      |         |      | 4      |
|                   |      |        |       |       |       |         |      |         |      | 5      |
|                   |      |        |       |       |       |         |      |         |      | 6      |
|                   |      |        |       |       |       |         |      |         |      | 7      |
|                   |      |        |       |       |       |         |      |         |      | 8      |
|                   |      |        |       |       |       |         |      |         |      | 9      |
|                   |      |        |       |       |       |         |      |         |      | 10     |
|                   |      |        |       |       |       |         |      |         |      | 11     |
|                   |      |        |       |       |       |         |      |         |      | 12     |
| 5,939             | ▲9.8 | 514    | ▲24.1 | 230   | ▲9.8  | 8,514   | ▲9.1 | 30,476  | 8.1  | 1月計    |

| 区分<br>年月 | 調理食品類(つづき) |       |         |      |         |       |       |       |       |       |
|----------|------------|-------|---------|------|---------|-------|-------|-------|-------|-------|
|          | 加工米飯(つづき)  |       |         |      |         |       |       |       |       |       |
|          | レトルト米飯     |       | 無菌包装米飯  |      | 冷凍米飯    |       | チルド米飯 |       | 缶詰米飯  |       |
|          | 増減率        | 増減率   | 増減率     | 増減率  | 増減率     | 増減率   | 増減率   | 増減率   | 増減率   |       |
|          | t          | %     | t       | %    | t       | %     | t     | %     | t     | %     |
| 平.24     | 25,356     | ▲5.4  | 116,999 | 6.2  | 134,574 | 14.9  | 4,232 | 19.0  | 826   | ▲19.8 |
| 25       | 30,601     | 20.7  | 127,749 | 9.2  | 155,609 | 15.6  | 5,100 | 20.5  | 1,048 | 26.9  |
| 26       | 33,270     | 8.7   | 136,092 | 6.5  | 160,038 | 2.8   | 5,361 | 5.1   | 1,212 | 15.6  |
| 27       | 30,685     | ▲7.8  | 136,886 | 0.6  | 171,501 | 7.2   | 4,765 | ▲11.1 | 1,094 | ▲9.7  |
| 28       | 27,856     | ▲9.2  | 145,326 | 6.2  | 163,017 | ▲4.9  | 4,916 | 3.2   | 543   | ▲50.4 |
| 29       | 27,807     | ▲0.2  | 161,068 | 10.8 | 174,025 | 6.8   | 4,832 | ▲1.7  | 526   | ▲3.1  |
| 30       | 28,163     | 1.3   | 170,218 | 5.7  | 181,559 | 4.3   | 4,845 | 0.3   | 553   | 5.1   |
| 平.30.1   | 1,698      | ▲7.0  | 13,008  | 8.5  | 12,447  | 2.5   | 390   | 9.9   | 46    | ▲4.2  |
| 2        | 2,205      | 17.5  | 12,905  | ▲0.6 | 13,409  | 3.4   | 331   | ▲12.0 | 49    | 0.0   |
| 3        | 2,578      | 11.6  | 14,435  | ▲0.5 | 15,618  | 11.7  | 397   | ▲5.9  | 44    | ▲8.3  |
| 4        | 2,235      | ▲5.6  | 14,318  | 0.3  | 15,659  | 20.3  | 416   | ▲6.7  | 44    | 12.8  |
| 5        | 1,710      | ▲7.2  | 12,521  | 6.8  | 14,440  | 11.2  | 331   | ▲5.4  | 43    | 16.2  |
| 6        | 2,049      | 11.7  | 14,040  | 11.9 | 16,283  | 16.6  | 318   | 5.3   | 42    | ▲8.7  |
| 7        | 2,134      | 4.4   | 14,263  | 14.9 | 15,378  | ▲10.2 | 426   | ▲5.1  | 57    | 29.5  |
| 8        | 2,385      | 8.1   | 14,475  | 11.0 | 14,963  | 10.7  | 385   | ▲9.0  | 46    | 27.8  |
| 9        | 2,156      | 2.4   | 14,367  | 3.4  | 15,735  | ▲5.5  | 448   | 3.2   | 40    | 14.3  |
| 10       | 2,627      | 9.9   | 14,946  | 7.1  | 16,445  | 2.0   | 434   | 7.7   | 44    | ▲12.0 |
| 11       | 2,749      | ▲0.8  | 15,545  | 8.4  | 15,964  | ▲1.8  | 456   | 13.2  | 40    | ▲16.7 |
| 12       | 3,637      | ▲14.1 | 15,395  | ▲0.1 | 15,218  | ▲0.5  | 513   | 9.4   | 58    | 26.1  |
| 平.31.1   | 1,585      | ▲6.7  | 13,904  | 6.9  | 13,901  | 11.7  | 371   | ▲4.9  | 51    | 10.9  |
| 2        |            |       |         |      |         |       |       |       |       |       |
| 3        |            |       |         |      |         |       |       |       |       |       |
| 4        |            |       |         |      |         |       |       |       |       |       |
| 5        |            |       |         |      |         |       |       |       |       |       |
| 6        |            |       |         |      |         |       |       |       |       |       |
| 7        |            |       |         |      |         |       |       |       |       |       |
| 8        |            |       |         |      |         |       |       |       |       |       |
| 9        |            |       |         |      |         |       |       |       |       |       |
| 10       |            |       |         |      |         |       |       |       |       |       |
| 11       |            |       |         |      |         |       |       |       |       |       |
| 12       |            |       |         |      |         |       |       |       |       |       |
| 1月計      | 1,585      | ▲6.7  | 13,904  | 6.9  | 13,901  | 11.7  | 371   | ▲4.9  | 51    | 10.9  |

単位 { 生産量 : t  
増減率 : %

| 調理食品類(つづき) |       |        |      | 区 分    |
|------------|-------|--------|------|--------|
| 加工米飯(つづき)  |       | 包装もち   |      |        |
| 乾燥米飯       | 増減率   |        | 増減率  | 年 月    |
| t          | %     | t      | %    |        |
| 5,794      | 7.2   | 57,970 | ▲2.2 | 平. 24  |
| 4,124      | ▲28.8 | 57,969 | ▲0.0 | 25     |
| 4,687      | 13.7  | 58,660 | 1.2  | 26     |
| 4,493      | ▲4.1  | 58,950 | 0.5  | 27     |
| 5,050      | 12.4  | 63,096 | 7.0  | 28     |
| 4,884      | ▲3.3  | 58,653 | ▲7.0 | 29     |
| 4,832      | ▲1.1  | 60,156 | 2.6  | 30     |
| 597        | 1.5   | 2,516  | ▲3.9 | 平.30.1 |
| 502        | ▲8.9  | 2,895  | 6.4  | 2      |
| 315        | ▲7.9  | 3,853  | 16.3 | 3      |
| 243        | ▲4.7  | 2,887  | 0.9  | 4      |
| 280        | 7.3   | 3,640  | 2.4  | 5      |
| 274        | ▲18.0 | 4,242  | 1.5  | 6      |
| 366        | ▲1.1  | 4,552  | 2.1  | 7      |
| 347        | ▲14.3 | 4,650  | ▲0.2 | 8      |
| 371        | ▲10.6 | 5,973  | ▲7.3 | 9      |
| 524        | 12.2  | 7,914  | 11.9 | 10     |
| 519        | 8.1   | 8,689  | 4.1  | 11     |
| 494        | 18.8  | 8,345  | ▲1.0 | 12     |
| 664        | 11.2  | 2,882  | 14.5 | 平.31.1 |
|            |       |        |      | 2      |
|            |       |        |      | 3      |
|            |       |        |      | 4      |
|            |       |        |      | 5      |
|            |       |        |      | 6      |
|            |       |        |      | 7      |
|            |       |        |      | 8      |
|            |       |        |      | 9      |
|            |       |        |      | 10     |
|            |       |        |      | 11     |
|            |       |        |      | 12     |
| 664        | 11.2  | 2,882  | 14.5 | 1月計    |

(注10)包装もちについては、全国餅工業協同組合調べ。

## 2 在庫量

単位:t、kl

| 区分<br>年月 | 畜産食料品         |              |       |     | 水産食料品     |       |        |   |
|----------|---------------|--------------|-------|-----|-----------|-------|--------|---|
|          | はっ酵乳<br>(非乳業) | 乳酸菌飲料類(非乳業)  |       |     | ちくわ・かまぼこ類 |       |        |   |
|          |               | 乳製品<br>乳酸菌飲料 | 乳酸菌飲料 |     | ちくわ       | 板かまぼこ | 包装かまぼこ |   |
|          | kl            | kl           | kl    | kl  | t         | t     | t      | t |
| 平.24     | 559           | 4,132        | 4,018 | 114 | 4,657     | 505   | 7      | 0 |
| 25       | 697           | 4,967        | 4,423 | 544 | 5,393     | 367   | 255    | 0 |
| 26       | 678           | 6,262        | 5,532 | 731 | 4,827     | 438   | 241    | 0 |
| 27       | 1,433         | 6,328        | 5,683 | 646 | 6,832     | 505   | 269    | 0 |
| 28       | 1,424         | 5,420        | 5,044 | 376 | 5,341     | 442   | 329    | 0 |
| 29       | 987           | 6,942        | 6,485 | 457 | 4,406     | 486   | 259    | 0 |
| 30       | 979           | 5,875        | 5,510 | 365 | 4,246     | 431   | 287    | 0 |
| 平.30.1   | 1,512         | 6,456        | 5,945 | 511 | 4,774     | 589   | 218    | 0 |
| 2        | 1,605         | 6,127        | 5,636 | 491 | 4,489     | 425   | 223    | 0 |
| 3        | 1,702         | 6,512        | 5,998 | 514 | 4,788     | 488   | 315    | 0 |
| 4        | 1,374         | 5,665        | 5,085 | 580 | 4,615     | 505   | 232    | 0 |
| 5        | 1,283         | 6,353        | 5,950 | 403 | 4,960     | 606   | 233    | 0 |
| 6        | 1,690         | 5,772        | 5,443 | 329 | 5,430     | 603   | 403    | 0 |
| 7        | 1,707         | 5,313        | 4,889 | 424 | 5,821     | 480   | 446    | 0 |
| 8        | 1,534         | 6,436        | 5,924 | 512 | 5,661     | 468   | 472    | 0 |
| 9        | 1,738         | 6,125        | 5,726 | 399 | 5,663     | 506   | 492    | 0 |
| 10       | 1,691         | 5,645        | 5,221 | 424 | 6,018     | 506   | 451    | 0 |
| 11       | 1,475         | 6,004        | 5,517 | 487 | 6,378     | 613   | 492    | 0 |
| 12       | 979           | 5,875        | 5,510 | 365 | 4,246     | 431   | 287    | 0 |
| 平.31.1   | 1,196         | 5,759        | 5,323 | 436 | 4,211     | 464   | 280    | 0 |
| 2        |               |              |       |     |           |       |        |   |
| 3        |               |              |       |     |           |       |        |   |
| 4        |               |              |       |     |           |       |        |   |
| 5        |               |              |       |     |           |       |        |   |
| 6        |               |              |       |     |           |       |        |   |
| 7        |               |              |       |     |           |       |        |   |
| 8        |               |              |       |     |           |       |        |   |
| 9        |               |              |       |     |           |       |        |   |
| 10       |               |              |       |     |           |       |        |   |
| 11       |               |              |       |     |           |       |        |   |
| 12       |               |              |       |     |           |       |        |   |

| 区分<br>年月 | 水産食料品(つづき)   |        |              | 乾燥野菜  | コーヒー・茶系飲料 |         |                | めん類    |
|----------|--------------|--------|--------------|-------|-----------|---------|----------------|--------|
|          | ちくわ・蒲鉾類(つづき) |        |              |       | 缶・びん詰     | PETボトル  | 乾めん製品<br>月末在庫量 |        |
|          | なると・<br>はんぺん | あげかまぼこ | その他の<br>かまぼこ |       |           |         |                |        |
| t        | t            | t      | t            | kl    | kl        | kl      | t              |        |
| 平. 24    | 306          | 2,107  | 1,731        | 2,001 | 331,193   | 162,694 | 168,499        | 14,249 |
| 25       | 412          | 2,122  | 2,237        | 899   | 349,739   | 163,020 | 186,718        | 17,100 |
| 26       | 327          | 1,874  | 1,946        | 1,804 | 365,575   | 158,391 | 207,183        | 20,829 |
| 27       | 332          | 2,806  | 2,920        | 1,777 | 467,257   | 174,930 | 292,327        | 20,262 |
| 28       | 347          | 1,825  | 2,399        | 892   | 547,575   | 169,591 | 377,984        | 19,352 |
| 29       | 179          | 1,336  | 2,146        | 1,784 | 682,419   | 153,602 | 528,817        | 17,919 |
| 30       | 345          | 1,541  | 1,642        | 1,783 | 697,824   | 145,830 | 551,994        | 17,062 |
| 平.30.1   | 219          | 1,447  | 2,301        | 1,788 | 682,528   | 147,550 | 534,978        | 19,971 |
| 2        | 339          | 1,224  | 2,278        | 1,781 | 684,519   | 146,201 | 538,318        | 23,581 |
| 3        | 295          | 1,100  | 2,590        | 1,786 | 646,041   | 134,215 | 511,826        | 24,751 |
| 4        | 285          | 1,017  | 2,576        | 1,785 | 680,502   | 129,206 | 551,296        | 23,395 |
| 5        | 301          | 992    | 2,828        | 1,780 | 698,566   | 125,894 | 572,672        | 21,677 |
| 6        | 304          | 1,191  | 2,929        | 1,786 | 689,271   | 120,485 | 568,786        | 16,469 |
| 7        | 464          | 1,591  | 2,840        | 1,788 | 649,166   | 127,420 | 521,746        | 15,841 |
| 8        | 471          | 1,780  | 2,470        | 1,782 | 649,993   | 127,839 | 522,154        | 10,021 |
| 9        | 472          | 1,706  | 2,487        | 1,787 | 601,810   | 120,200 | 481,610        | 9,626  |
| 10       | 508          | 1,867  | 2,686        | 1,781 | 574,486   | 116,575 | 457,911        | 11,593 |
| 11       | 626          | 1,824  | 2,823        | 1,789 | 562,745   | 113,822 | 448,923        | 14,902 |
| 12       | 345          | 1,541  | 1,642        | 1,783 | 697,824   | 145,830 | 551,994        | 17,062 |
| 平.31.1   | 316          | 1,471  | 1,680        | 1,779 | 733,529   | 135,311 | 598,218        | 19,563 |
| 2        |              |        |              |       |           |         |                |        |
| 3        |              |        |              |       |           |         |                |        |
| 4        |              |        |              |       |           |         |                |        |
| 5        |              |        |              |       |           |         |                |        |
| 6        |              |        |              |       |           |         |                |        |
| 7        |              |        |              |       |           |         |                |        |
| 8        |              |        |              |       |           |         |                |        |
| 9        |              |        |              |       |           |         |                |        |
| 10       |              |        |              |       |           |         |                |        |
| 11       |              |        |              |       |           |         |                |        |
| 12       |              |        |              |       |           |         |                |        |

## 【利用者のために】

### 調査方法の概要

この調査は、農林水産省が、食品産業の動向を把握するため、調査の企画・立案から調査の実施・分析に係る業務を一体として一般社団法人食品需給研究センターに請け負わせて実施しているもので、本報告は、毎月調査している食品製造業8部門の品目別生産量の速報値です。

確報値は、速報値公表の3カ月後に公表される月報に掲載いたします。なお、「ちくわ・かまぼこ類」及び「コーヒー・茶系飲料」の1～12月の月次及び年次の確報値は、関係データを入手後、それぞれ以下の月報に掲載いたします。

◎ちくわ・かまぼこ類……翌年12月もしくは翌々年1月公表の月報

◎コーヒー・茶系飲料……翌年4月もしくは翌年5月公表の月報

- 調査時点……平成31年1月
- 調査方法……メールによる定点調査
- 調査対象企業・団体……食品製造業 計595社
- 集計方法……生産量：各品目における当月の全国生産量( $A_1$ )を  
調査対象企業の生産量( $B_1$ )から推計  
$$A_1 = \Sigma B_1 / \Sigma C_1 \times 100 \quad *C_1: \text{各企業のシェアの合計}$$
在庫量：各品目における当月の全国在庫量( $A_2$ )を  
調査対象企業の在庫量( $B_2$ )から推計  
$$A_2 = \Sigma B_2 / \Sigma C_2 \times 100 \quad *C_2: \text{各企業のシェアの合計}$$
- 表中記号……表中に使用した記号は以下のとおりです。
  - 「-」：事実不詳又は調査を欠くもの
  - 「▲」：負数又は減少したもの
  - 「nc」：計算不能
- ラウンドの関係で合計と内訳が一致しない場合があります。

### 用語の定義

|        |           |
|--------|-----------|
| 前年並み   | ±1%未満     |
| わずかに   | ±1～3%未満   |
| やや     | ±3～6%未満   |
| かなりの程度 | ±6～11%未満  |
| かなり大きく | ±11～16%未満 |
| 大幅に    | ±16%以上    |

本調査結果は、下記のホームページからご覧いただけます。

一般社団法人食品需給研究センター 【<http://www.fmric.or.jp/stat/>】

発行日 平成31年3月11日発行

一般社団法人 食品需給研究センター

〒114-0024 東京都北区西ヶ原3-1-12

TEL : 03-5567-1991 FAX : 03-5567-1960

<http://www.fmric.or.jp>