

加工食品の輸出入動向

—平成29年4月—

【概要】（輸入の部）

加工食品（総合）の4月の輸入数量指数は、96.0で対前年同月比▲14.2%とかなり大きく低下した。

加工食品（酒類を除く）も、94.0で対前年同月比▲11.5%とかなり大きく低下した。

部門別にみると、畜産加工品がかなりの程度上昇し、水産加工品、農産加工品、その他の調製食料品がやや上昇した。一方、糖類、酒類が大幅に低下し、製穀粉加工品がかなり大きく低下し、調味料がかなりの程度低下し、飲料がやや低下した。

加工食品（総合）の4月の輸入額は、1,500億円に対前年同月比0.4%と前年並みであった。

加工食品（酒類を除く）は、1,328億円に対前年同月比1.6%とわずかに増加した。

部門別にみると、畜産加工品、水産加工品がかなりの程度増加し、農産加工品、菓子がやや増加した。

一方、糖類が大幅に減少し、製穀粉加工品、飲料、酒類がかなり大きく減少し、調味料がかなりの程度減少した。

表1 輸入数量指数の動向および輸入額の動向（29年4月）

	加工食品 総合	加工食品 (除酒類)	畜産加工品	水産加工品	農産加工品	製穀粉 加工品	糖類	菓子	飲料	調味料	加工油脂	その他の 調製食料品	酒類
ウエイト	10000.0	8651.0	1659.8	1722.4	1560.0	429.3	571.3	689.3	781.7	271.2	21.2	944.8	1349.0
輸入数量指数	96.0	94.0	120.5	86.1	95.2	71.8	79.2	84.6	73.7	104.4	191.5	89.1	108.8
前年 同月比 (%)	▲14.2	▲11.5	6.0	3.3	3.5	▲15.7	▲48.3	2.8	▲4.0	▲10.1	1.2	5.0	▲19.6
前月比 (%)	▲8.6	▲6.5	▲9.8	21.4	▲9.9	▲19.0	▲42.1	▲10.9	1.7	0.9	▲3.1	▲12.2	▲19.3
	単位：百万円												
輸入額	150,007	132,752	37,640	27,826	23,770	5,112	5,108	7,749	8,090	4,013	388	13,058	17,254
前年 同月比 (%)	0.4	1.6	9.9	9.5	3.4	▲13.9	▲29.1	4.3	▲11.9	▲10.0	▲7.1	2.2	▲13.2
前月比 (%)	▲9.1	▲9.0	▲10.6	24.9	▲10.6	▲15.6	▲49.2	▲15.5	1.2	▲3.0	▲6.9	▲24.0	▲9.7

図1 月別輸入数量指数の推移（総合）

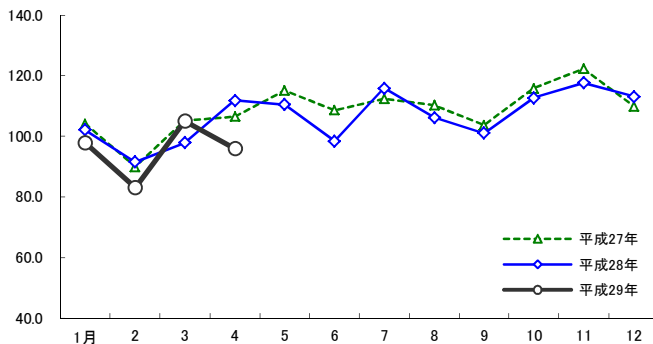


図2 月別輸入額の推移（総合）

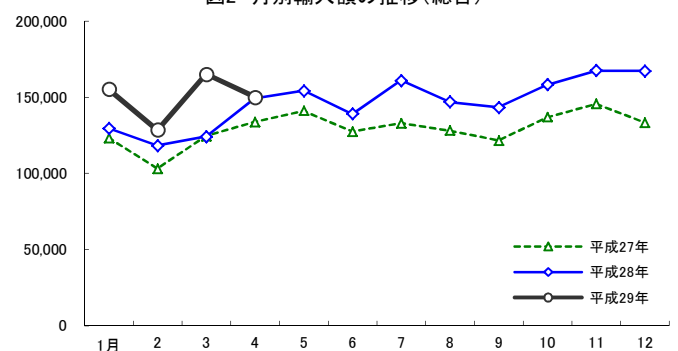


図3 月別輸入数量指数の推移（除酒類）

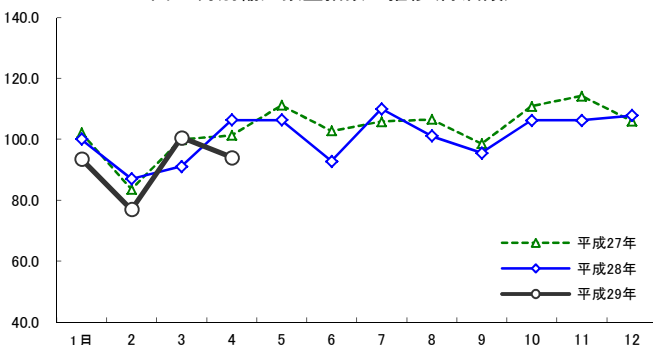


図4 月別輸入額の推移（除酒類）

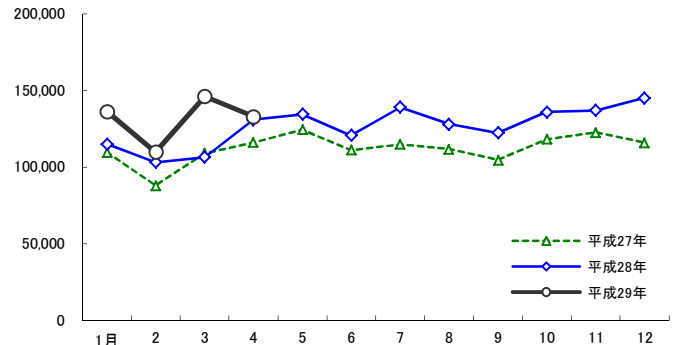


表2 加工食品の輸入数量指数の推移

	加工食品 総合	加工食品 (除く酒類)	畜産加工品	水産加工品	農産加工品			製穀粉 加工品	糖類	菓子	飲料	調味料	加工油脂	その他の 調製食料品	酒類
						野菜部門	果実部門								
ウエイト	10,000	8,651.0	1,659.8	1,722.4	1,560.0	1,093.3	466.7	429.3	571.3	689.3	781.7	271.2	21.2	944.8	1,349.0
指数															
平. 23	114.5	113.8	110.3	105.8	106.6	104.9	111.3	103.7	121.4	102.8	132.9	109.7	110.5	108.1	121.9
24	111.2	112.1	118.8	95.9	112.0	113.2	108.4	105.5	113.5	109.7	113.4	113.3	116.1	113.3	102.2
25	109.2	110.2	116.9	94.6	106.5	108.0	102.2	100.9	113.0	103.3	117.9	108.8	119.0	112.2	98.4
26	105.4	106.1	113.2	92.7	108.6	112.4	98.2	99.5	107.6	103.2	97.1	105.3	139.0	114.3	98.6
27	98.6	98.6	113.5	92.8	105.0	109.1	93.6	91.4	82.7	101.7	92.8	110.2	135.6	112.2	98.2
28	91.3	92.3	114.8	94.6	104.3	108.1	93.9	91.7	57.1	99.8	85.7	118.8	137.0	112.6	82.2
平28.1	96.1	88.6	106.9	76.4	88.0	94.0	75.0	76.0	64.9	102.3	84.7	108.6	171.5	80.5	146.0
2	89.0	83.1	103.9	66.1	80.6	87.3	66.0	71.6	88.7	91.7	68.8	95.1	223.5	83.2	128.0
3	97.9	90.5	118.9	63.8	94.3	100.5	80.9	80.2	80.1	82.1	81.9	104.8	201.3	95.8	147.3
4	100.4	95.1	113.6	83.4	91.9	97.7	79.5	85.2	153.1	82.3	76.8	116.2	189.2	84.9	135.4
5	101.0	93.6	114.2	78.2	95.3	101.0	82.9	79.1	94.7	81.1	98.3	100.4	167.4	86.9	149.9
6	106.1	98.1	122.8	80.7	95.2	102.9	78.5	74.4	141.3	80.5	87.9	115.4	250.3	94.0	158.9
7	106.8	100.9	134.1	83.3	97.5	106.3	78.8	83.6	124.1	82.6	86.6	110.5	222.4	91.1	145.9
8	103.7	97.3	120.1	76.6	101.3	108.4	86.2	78.4	106.7	102.3	90.4	108.7	253.6	89.2	146.0
9	100.2	94.4	109.6	73.7	89.7	97.6	72.6	80.8	167.2	115.4	80.9	112.8	213.7	83.3	138.8
10	103.2	98.9	120.7	76.1	92.6	98.4	79.9	80.7	148.2	135.7	75.1	109.5	199.4	92.9	132.2
11	119.0	108.3	132.7	83.0	98.2	105.1	83.4	88.0	191.0	136.8	84.4	123.4	246.0	99.8	190.1
12	106.5	102.3	130.1	87.7	98.9	107.3	80.8	89.7	137.5	125.1	63.1	118.2	171.9	88.4	133.9
平29.1	97.8	93.5	118.7	79.0	97.8	106.5	79.0	77.4	57.5	111.2	65.5	105.2	239.0	94.5	126.3
2	83.1	77.0	100.8	52.1	72.3	78.5	59.1	68.0	77.2	87.7	76.2	90.4	171.5	78.5	123.6
3	105.1	100.6	133.6	70.9	105.6	111.9	91.9	88.7	136.6	95.0	72.5	103.5	197.7	101.6	134.8
4	96.0	94.0	120.5	86.1	95.2	100.8	83.1	71.8	79.2	84.6	73.7	104.4	191.5	89.1	108.8
5															
6															
7															
8															
9															
10															
11															
12															
前年同月比 (%)															
平. 23	14.5	13.8	10.3	5.8	6.6	4.9	11.3	3.7	21.4	2.8	32.9	9.7	10.5	8.1	21.9
24	▲ 2.9	▲ 1.4	7.7	▲ 9.4	5.1	8.0	▲ 2.6	1.8	▲ 6.4	6.8	▲ 14.7	3.3	5.1	4.8	▲ 16.1
25	▲ 1.9	▲ 1.7	▲ 1.6	▲ 1.3	▲ 4.9	▲ 4.6	▲ 5.7	▲ 4.4	▲ 0.5	▲ 5.8	3.9	▲ 4.0	2.5	▲ 1.0	▲ 3.7
26	▲ 3.4	▲ 3.8	▲ 3.2	▲ 2.0	2.0	4.0	▲ 4.0	▲ 1.4	▲ 4.8	▲ 0.2	▲ 17.6	▲ 3.2	16.8	1.9	0.2
27	▲ 6.5	▲ 7.1	0.3	0.1	▲ 3.3	▲ 2.9	▲ 4.6	▲ 8.1	▲ 23.1	▲ 1.4	▲ 4.4	4.7	▲ 2.4	▲ 1.9	▲ 0.4
28	▲ 7.3	▲ 6.4	1.2	1.9	▲ 0.6	▲ 0.9	0.3	0.3	▲ 31.0	▲ 1.9	▲ 7.7	7.7	1.0	0.4	▲ 16.3
平28.1	▲ 1.4	▲ 2.7	▲ 0.6	▲ 6.6	▲ 7.5	▲ 8.2	▲ 5.5	▲ 9.0	▲ 12.1	▲ 14.8	57.6	10.1	▲ 18.2	▲ 11.2	4.4
2	▲ 0.6	▲ 1.3	▲ 2.7	▲ 7.6	▲ 6.4	▲ 6.3	▲ 6.6	▲ 6.3	35.1	▲ 3.9	14.2	7.3	31.9	0.9	2.3
3	10.6	13.7	13.4	26.2	8.2	6.2	13.9	▲ 2.7	5.6	▲ 14.0	88.5	4.1	3.2	7.4	▲ 0.5
4	▲ 3.8	0.0	1.1	▲ 0.8	▲ 14.1	▲ 16.6	▲ 6.6	▲ 2.8	38.9	▲ 16.7	46.3	3.5	▲ 0.3	▲ 5.9	▲ 18.3
5	0.9	2.3	▲ 7.6	▲ 3.5	▲ 1.5	▲ 3.4	4.0	9.0	18.4	▲ 6.4	75.2	11.2	▲ 7.4	2.7	▲ 4.4
6	0.2	0.9	▲ 0.5	▲ 10.8	1.3	2.9	▲ 2.9	▲ 6.1	19.6	▲ 9.2	49.4	1.6	8.7	▲ 1.3	▲ 2.2
7	▲ 1.8	3.3	5.4	0.0	▲ 0.9	1.7	▲ 7.8	7.3	28.4	▲ 16.1	33.6	4.8	▲ 9.2	▲ 6.0	▲ 20.2
8	9.4	10.2	4.8	▲ 0.0	14.1	11.0	23.6	▲ 7.6	16.8	0.8	87.9	7.0	10.6	12.4	6.0
9	3.4	4.2	▲ 5.6	1.5	1.6	5.0	▲ 7.2	6.2	36.9	0.5	68.4	4.5	▲ 3.9	▲ 5.6	▲ 0.0
10	▲ 4.5	▲ 1.2	▲ 10.0	▲ 1.6	▲ 3.4	▲ 2.9	▲ 4.8	▲ 7.6	▲ 6.8	7.5	53.7	0.1	▲ 14.1	3.6	▲ 18.1
11	10.8	12.4	9.2	8.0	3.6	2.2	7.4	4.1	29.7	7.9	73.5	8.3	30.5	11.0	5.4
12	3.0	5.6	5.5	3.4	3.2	3.3	2.9	9.7	▲ 0.6	6.5	31.4	7.4	▲ 10.9	3.8	▲ 8.7
平29.1	1.8	5.6	10.9	3.4	11.2	13.4	5.3	1.9	▲ 11.4	8.7	▲ 22.7	▲ 3.1	39.4	17.5	▲ 13.5
2	▲ 6.6	▲ 7.3	▲ 3.0	▲ 21.2	▲ 10.2	▲ 10.2	▲ 10.5	▲ 5.0	▲ 13.0	▲ 4.4	10.8	▲ 4.9	▲ 23.2	▲ 5.6	▲ 3.5
3	7.3	11.1	12.3	11.1	12.0	11.4	13.6	10.7	70.6	15.6	▲ 11.4	▲ 1.2	▲ 1.8	6.0	▲ 8.5
4	▲ 4.4	▲ 1.1	6.0	3.3	3.5	3.2	4.5	▲ 15.7	▲ 48.3	2.8	▲ 4.0	▲ 10.1	1.2	5.0	▲ 19.6
5															
6															
7															
8															
9															
10															
11															
12															

資料:財務省「貿易月報」

表3 加工食品の輸入額の推移

単位:百万円

	加工食品 総合	加工食品 (除く酒類)	畜産加工品	水産加工品	農産加工品			製穀粉 加工品	糖類	菓子	飲料	調味料	加工油脂	その他の 調製食料品	酒類
						野菜部門	果実部門								
平. 23	1,511,647	1,312,908	250,994	261,731	226,311	153,880	72,431	61,180	108,870	96,104	129,367	38,935	3,177	136,240	198,739
24	1,550,733	1,344,137	276,618	258,688	243,984	167,279	76,705	63,116	86,127	103,849	130,057	40,907	3,331	137,460	206,596
25	1,879,229	1,637,380	439,190	279,505	278,128	192,577	85,551	72,355	87,931	117,438	152,267	45,619	4,028	160,919	241,849
26	1,979,340	1,712,519	473,224	286,839	286,923	198,845	88,079	76,829	85,065	127,147	136,638	48,390	4,872	186,592	266,822
27	2,059,855	1,778,924	491,244	307,070	309,494	213,328	96,166	77,836	75,378	125,207	149,265	54,363	4,917	184,150	280,931
28	1,827,585	1,573,637	425,077	278,567	272,700	187,594	85,106	67,884	79,805	111,421	117,295	50,200	4,441	166,248	253,948
平. 28.1	155,370	133,930	34,762	24,603	23,266	16,071	7,195	5,876	3,624	10,628	12,223	4,687	329	13,933	21,440
2	141,002	121,627	33,080	20,387	21,193	14,806	6,387	5,462	5,282	8,833	8,735	3,891	416	14,349	19,375
3	146,647	126,737	36,548	19,047	23,480	15,939	7,541	5,802	3,835	7,549	10,189	4,053	353	15,881	19,910
4	149,942	130,060	34,245	25,409	22,994	15,458	7,536	5,937	7,209	7,428	9,182	4,457	417	12,780	19,883
5	147,969	127,208	33,621	23,267	23,054	15,513	7,542	5,448	4,960	7,336	11,920	3,867	354	13,381	20,760
6	154,515	132,604	36,416	23,611	23,512	16,219	7,293	5,191	7,664	7,144	9,795	4,341	390	14,542	21,911
7	148,419	129,779	38,089	23,219	22,715	16,049	6,667	5,411	6,277	7,140	9,421	3,883	381	13,242	18,640
8	147,858	127,557	34,729	21,714	23,375	16,140	7,236	5,192	6,314	9,047	9,569	3,963	397	13,257	20,300
9	142,506	121,711	31,330	21,054	20,414	14,203	6,211	5,371	7,962	10,008	9,088	4,014	350	12,120	20,795
10	149,271	128,032	34,251	22,099	21,060	14,477	6,583	5,513	7,129	11,566	8,256	3,909	355	13,893	21,239
11	175,368	146,852	38,422	25,249	22,862	15,618	7,244	6,243	10,647	12,652	11,204	4,421	396	14,755	28,517
12	168,719	147,539	39,582	28,909	24,775	17,102	7,673	6,438	8,903	12,090	7,712	4,713	302	14,115	21,179
平. 29.1	155,143	136,067	37,002	25,679	24,829	17,359	7,470	5,715	3,827	11,514	7,990	4,201	355	14,957	19,076
2	128,366	109,633	30,737	16,848	17,739	12,279	5,460	4,743	4,740	8,076	9,829	3,555	340	13,027	18,734
3	165,070	145,955	42,083	22,276	26,590	17,543	9,047	6,058	10,046	9,171	7,995	4,137	417	17,182	19,115
4	150,007	132,752	37,640	27,826	23,770	16,038	7,732	5,112	5,108	7,749	8,090	4,013	388	13,058	17,254
5															
6															
7															
8															
9															
10															
11															
12															
前年同月比 (%)															
平. 23	12.7	13.1	12.7	13.3	8.2	4.9	15.7	6.3	42.1	3.9	23.4	7.0	11.5	7.5	9.8
24	2.6	2.4	10.2	▲ 1.2	7.8	8.7	5.9	3.2	▲ 20.9	8.1	0.5	5.1	4.9	0.9	4.0
25	13.5	13.0	15.3	8.0	14.0	15.1	11.5	14.6	2.1	13.1	17.1	11.5	20.9	17.1	17.1
26	5.3	4.6	7.7	2.6	3.2	3.3	3.0	6.2	▲ 3.3	8.3	▲ 10.3	6.1	20.9	16.0	10.3
27	4.1	3.9	3.8	7.1	7.9	7.3	9.2	1.3	▲ 11.4	▲ 1.5	9.2	12.3	0.9	▲ 1.3	5.3
28	▲ 11.3	▲ 11.5	▲ 13.5	▲ 9.3	▲ 11.9	▲ 12.1	▲ 11.5	▲ 12.8	5.9	▲ 11.0	▲ 21.4	▲ 7.7	▲ 9.7	▲ 9.7	▲ 9.6
平. 28.1	▲ 7.0	▲ 7.8	▲ 11.2	▲ 11.4	▲ 7.9	▲ 9.3	▲ 4.6	▲ 12.0	▲ 34.3	▲ 13.8	52.9	7.3	▲ 16.2	▲ 12.2	▲ 1.7
2	▲ 7.1	▲ 8.8	▲ 12.2	▲ 12.2	▲ 6.7	▲ 6.5	▲ 7.3	▲ 12.0	2.3	▲ 3.7	▲ 15.1	▲ 0.7	23.2	▲ 2.3	5.1
3	▲ 0.3	▲ 0.3	▲ 1.6	16.5	▲ 1.5	▲ 3.4	2.9	▲ 13.3	▲ 36.3	▲ 19.4	54.1	▲ 4.6	▲ 7.8	▲ 3.9	▲ 0.2
4	▲ 12.1	▲ 11.7	▲ 12.8	▲ 9.6	▲ 19.5	▲ 23.1	▲ 10.8	▲ 16.5	15.8	▲ 19.1	14.8	▲ 8.4	▲ 3.1	▲ 17.5	▲ 15.0
5	▲ 9.2	▲ 9.5	▲ 19.2	▲ 13.0	▲ 11.9	▲ 14.8	▲ 5.1	▲ 4.5	▲ 3.3	▲ 10.5	33.2	▲ 0.3	0.4	▲ 3.2	▲ 7.4
6	▲ 13.8	▲ 14.9	▲ 15.5	▲ 22.7	▲ 12.5	▲ 11.3	▲ 15.0	▲ 18.3	▲ 4.8	▲ 14.6	6.6	▲ 15.8	▲ 23.1	▲ 17.7	▲ 6.8
7	▲ 18.2	▲ 16.5	▲ 14.8	▲ 15.4	▲ 19.2	▲ 15.0	▲ 27.7	▲ 12.5	▲ 11.2	▲ 27.6	▲ 6.4	▲ 19.1	▲ 12.4	▲ 20.9	▲ 28.4
8	▲ 7.8	▲ 7.6	▲ 13.8	▲ 13.7	▲ 7.1	▲ 8.5	▲ 3.6	▲ 22.8	22.5	▲ 8.2	36.8	▲ 9.7	▲ 19.2	▲ 4.2	▲ 9.1
9	▲ 11.2	▲ 11.4	▲ 21.9	▲ 9.3	▲ 15.2	▲ 11.6	▲ 22.5	▲ 12.3	36.8	▲ 11.9	35.5	▲ 14.6	▲ 15.6	▲ 18.3	▲ 10.4
10	▲ 14.8	▲ 14.6	▲ 24.8	▲ 11.5	▲ 19.7	▲ 17.3	▲ 24.5	▲ 19.3	2.1	▲ 7.7	20.4	▲ 13.4	▲ 13.9	▲ 8.1	▲ 16.0
11	▲ 0.8	1.0	▲ 6.2	1.2	▲ 12.6	▲ 14.2	▲ 8.9	▲ 7.8	52.7	▲ 1.3	67.3	▲ 5.8	▲ 4.4	▲ 0.9	▲ 9.2
12	▲ 2.2	▲ 1.2	▲ 4.9	1.2	▲ 6.2	▲ 6.9	▲ 4.4	▲ 0.3	22.1	▲ 0.5	10.4	▲ 2.3	▲ 12.5	▲ 3.6	▲ 8.7
平. 29.1	▲ 0.1	1.6	6.4	4.4	6.7	8.0	3.8	▲ 2.7	5.6	8.3	▲ 34.6	▲ 10.4	7.9	7.3	▲ 11.0
2	▲ 9.0	▲ 9.9	▲ 7.1	▲ 17.4	▲ 16.3	▲ 17.1	▲ 14.5	▲ 13.2	▲ 10.3	▲ 8.6	12.5	▲ 8.6	▲ 18.4	▲ 9.2	▲ 3.3
3	12.6	15.2	15.1	17.0	13.2	10.1	20.0	4.4	162.0	21.5	▲ 21.5	2.1	18.0	8.2	▲ 4.0
4	0.0	2.1	9.9	9.5	3.4	3.8	2.6	▲ 13.9	▲ 29.1	4.3	▲ 11.9	▲ 10.0	▲ 7.1	2.2	▲ 13.2
5															
6															
7															
8															
9															
10															
11															
12															

資料:財務省「貿易月報」

【統計表】（輸入の部）

区分 年月	畜						産					
	ソーセージ		ハム・ベーコン		コンビーフ		ビーフジャーキー		牛肉調製品		豚肉調製品	
	増減率	増減率	増減率	増減率	増減率	増減率	増減率	増減率	増減率	増減率	増減率	
輸入量	t	%	t	%	t	%	t	%	t	%	t	%
平成.23	45,702	5.4	4,444	▲1.2	785	64.6	557	▲11.5	10,373	▲4.7	165,011	1.5
24	51,179	12.0	6,645	49.5	458	▲41.6	696	25.0	8,393	▲19.1	180,772	9.6
25	47,692	▲6.8	6,813	2.5	108	▲76.4	358	▲48.5	6,036	▲28.1	192,401	6.4
26	45,583	▲4.4	7,608	11.7	183	69.1	292	▲18.6	6,797	12.6	184,847	▲3.9
27	42,293	▲7.2	6,020	▲20.9	197	7.8	263	▲10.1	8,070	18.7	175,938	▲4.8
28	34,116	▲19.3	4,672	▲22.4	152	▲23.1	261	▲0.7	7,606	▲5.8	176,826	0.5
平.28.1	2,526	▲22.7	391	▲47.8	14	23.2	26	17.8	730	17.5	14,187	2.4
2	2,562	▲18.5	338	▲37.7	11	▲1.7	11	33.2	675	32.1	13,541	0.2
3	2,533	▲22.4	458	9.1	11	▲43.5	17	▲12.4	522	4.8	13,151	20.4
4	2,822	▲31.5	375	▲32.4	19	83.3	13	▲65.4	687	▲5.0	17,582	9.4
5	2,494	▲35.5	331	▲8.2	25	7.7	20	1.6	527	▲16.9	15,024	▲19.3
6	3,210	▲5.6	359	▲39.5	0	▲98.4	16	▲27.0	583	▲30.2	15,222	▲6.2
7	2,967	▲21.6	408	▲7.7	8	▲83.9	15	▲17.5	632	4.0	15,931	6.9
8	3,323	▲9.5	548	19.1	10	93.5	30	▲12.8	639	▲33.1	13,827	▲9.9
9	2,953	▲17.5	298	▲27.9	-	-	29	▲19.1	586	▲3.6	12,843	6.9
10	2,822	▲22.2	429	▲24.3	35	214.1	29	164.8	606	0.2	14,132	▲12.7
11	2,876	▲11.6	337	▲30.1	0	▲96.9	37	172.1	716	▲9.4	16,053	16.4
12	3,027	▲9.0	400	▲8.1	18	▲4.8	19	▲14.6	702	3.1	15,334	6.0
平.29.1	2,421	▲4.2	293	▲25.0	15	5.5	39	53.2	687	▲5.9	16,509	16.4
2	2,247	▲12.3	276	▲18.4	3	▲75.6	27	138.2	321	▲52.5	13,147	▲2.9
3	2,991	18.1	345	▲24.6	-	▲100.0	41	149.0	606	15.9	17,300	31.5
4	2,416	▲14.4	364	▲3.0	10	▲45.2	24	89.9	622	▲9.4	15,812	▲10.1
5												
6												
7												
8												
9												
10												
11												
12												
4月計	10,074	▲3.5	1,278	▲18.2	28	▲49.4	132	98.7	2,236	▲14.5	62,767	7.4
輸入価格												
平成.23	437	2.6	1,055	▲6.2	632	31.9	2,168	6.6	448	0.8	304	4.2
24	454	4.0	997	▲5.5	541	▲14.3	2,242	3.4	478	6.7	302	▲0.7
25	518	14.0	1,249	25.3	701	29.4	2,618	16.8	537	12.5	328	8.7
26	550	6.3	1,227	▲1.8	866	23.6	2,869	9.6	619	15.1	397	21.2
27	597	15.3	1,318	5.5	1,129	61.2	3,166	20.9	569	5.8	402	22.6
28	539	▲9.7	1,197	▲9.2	983	▲12.9	2,953	▲6.7	501	▲11.8	341	▲15.1
平.28.1	565	▲7.7	1,373	20.5	1,079	2.3	3,015	1.4	515	▲3.7	371	▲16.5
2	579	▲1.4	1,405	18.0	1,275	19.0	3,309	▲0.1	513	▲11.5	349	▲20.9
3	564	▲6.0	1,239	▲5.4	1,099	▲1.2	3,072	▲3.7	534	▲15.6	344	▲17.8
4	548	▲8.3	1,207	▲7.3	906	26.4	3,333	7.8	515	▲12.4	327	▲19.8
5	541	▲8.6	1,218	▲7.6	1,022	▲16.9	2,988	▲2.9	504	▲10.9	330	▲12.1
6	534	▲13.5	1,213	▲5.3	681	▲48.7	2,928	▲5.5	488	▲19.3	334	▲13.1
7	530	▲9.7	1,162	▲19.3	713	▲35.9	3,058	▲5.3	450	▲29.7	338	▲16.1
8	510	▲16.1	1,053	▲26.6	921	52.8	2,872	▲11.7	483	▲8.4	351	▲14.9
9	511	▲14.3	1,072	▲28.5	-	-	2,826	▲8.7	502	▲12.4	343	▲14.5
10	512	▲12.5	1,102	▲17.9	905	▲31.7	2,750	▲15.1	470	▲15.1	342	▲11.9
11	545	▲7.7	1,150	▲15.4	650	▲48.4	2,862	▲7.3	500	▲3.2	331	▲12.6
12	547	▲7.5	1,222	▲10.4	1,010	▲3.5	3,005	▲13.8	540	▲1.5	343	▲11.6
平.29.1	545	▲3.5	1,260	▲8.2	1,123	4.0	3,030	0.5	523	1.6	339	▲8.6
2	557	▲3.7	1,217	▲13.4	585	▲54.1	3,023	▲8.6	446	▲12.9	341	▲2.3
3	538	▲4.7	1,227	▲0.9	-	-	3,010	▲2.0	549	2.8	356	3.4
4	533	▲2.8	1,177	▲2.5	1,154	27.4	2,991	▲10.3	515	▲0.0	349	6.7
5												
6												
7												
8												
9												
10												
11												
12												
4月平均	543	▲3.7	1,218	▲6.3	1,083	2.0	3,015	▲4.0	517	▲0.2	347	▲0.0

加工食品の輸出入動向

単位 { 輸入量：t
輸入価格：円/kg
増減率：%

加工食品											区分	
その他畜産調製品		れん乳類		粉乳類		バター		プロセスチーズ		ナチュラルチーズ		
増減率		増減率		増減率		増減率		増減率		増減率		年月
t	%	t	%	t	%	t	%	t	%	t	%	
432,260	14.8	1,475	▲12.9	27,191	▲6.5	14,041	587.6	9,905	6.4	205,357	8.2	23
461,045	6.7	1,542	4.5	32,262	18.6	9,787	▲30.3	9,396	▲5.1	225,220	9.7	24
450,068	▲2.4	1,435	▲7.0	27,310	▲15.3	3,901	▲60.1	9,146	▲2.7	227,045	0.8	25
422,377	▲6.2	1,423	▲0.9	28,859	5.7	10,923	180.0	8,721	▲4.7	223,229	▲1.7	26
415,611	▲1.6	1,432	0.7	29,196	1.2	15,905	45.6	7,638	▲12.4	241,647	8.3	27
431,163	3.7	1,770	23.6	29,834	2.2	12,275	▲22.8	9,184	20.2	248,400	2.8	28
31,001	▲3.8	69	▲20.8	2,985	29.9	30	▲90.3	727	0.1	19,148	11.7	平.28.1
29,701	▲0.6	35	▲55.4	2,556	▲21.3	22	▲98.7	857	57.8	19,442	4.2	2
31,795	18.1	481	59.6	4,607	▲9.1	66	▲89.5	738	61.1	25,721	16.3	3
34,273	3.3	4	▲97.0	78	▲77.2	67	▲9.8	646	26.0	18,854	2.6	4
33,755	8.7	26	▲63.2	2,664	133.2	1,058	6.3	615	▲19.9	20,174	▲18.0	5
37,720	2.7	250	24.3	1,875	2.5	3,606	191.5	662	58.1	18,831	▲7.6	6
39,809	▲0.0	20	▲66.1	2,143	▲14.3	1,468	94.3	618	▲1.5	25,483	21.9	7
37,964	11.0	59	▲21.7	2,698	10.2	476	18.2	801	29.6	19,416	8.0	8
36,073	3.2	77	141.3	2,116	▲9.3	663	▲85.1	727	11.2	17,094	▲9.2	9
36,377	▲8.7	229	149.9	2,880	29.8	2,136	▲58.1	966	4.4	20,402	▲2.3	10
41,925	10.1	277	94.5	2,588	▲17.3	2,664	1,574.6	1,065	34.8	20,645	0.9	11
40,769	5.3	244	43.4	2,646	0.1	19	▲80.2	763	27.9	23,190	8.9	12
37,460	20.8	108	55.5	2,271	▲23.9	22	▲28.0	815	12.1	19,263	0.6	平.29.1
27,908	▲6.0	149	321.4	2,893	13.2	82	281.0	696	▲18.8	20,266	4.2	2
40,587	27.7	118	▲75.5	5,133	11.4	54	▲18.5	753	2.1	22,829	▲11.2	3
37,311	8.9	-	▲100.0	278	255.7	1,041	1,443.8	760	17.7	21,556	14.3	4
												5
												6
												7
												8
												9
												10
												11
												12
143,267	13.0	374	▲36.5	10,575	3.4	1,199	547.6	3,025	1.9	83,913	0.9	4月計
387	2.1	461	13.7	267	14.0	443	4.9	670	▲1.7	399	0.1	23
398	2.8	400	▲13.1	249	▲6.8	285	▲35.7	672	0.4	384	▲3.7	24
476	19.5	448	11.8	351	41.0	478	67.4	711	5.7	452	17.7	25
502	5.6	484	8.1	432	23.0	496	3.8	732	3.0	535	18.2	26
566	19.0	510	13.9	286	▲18.7	428	▲10.4	660	▲7.1	506	11.8	27
500	▲11.7	429	▲15.9	197	▲31.1	391	▲8.7	569	▲13.8	407	▲19.5	28
548	▲3.2	402	▲21.0	218	▲37.5	1,675	311.0	565	▲19.8	458	▲20.0	平.28.1
545	▲2.4	550	▲1.8	226	▲29.2	1,132	209.2	617	▲10.8	439	▲17.9	2
525	▲8.0	461	▲6.9	213	▲27.0	796	78.8	616	▲6.0	430	▲19.3	3
507	▲9.9	227	▲59.9	417	42.4	1,116	7.9	545	▲12.3	422	▲19.0	4
494	▲12.4	383	▲16.5	190	▲34.2	388	▲23.9	585	▲5.8	409	▲17.2	5
496	▲13.7	488	▲7.6	205	▲40.6	364	▲24.9	589	▲12.4	404	▲19.6	6
479	▲16.5	420	▲18.1	147	▲46.5	372	▲31.1	570	▲12.4	377	▲24.3	7
480	▲16.9	376	▲23.9	197	▲36.9	392	▲20.0	532	▲23.4	387	▲22.1	8
472	▲16.9	418	▲10.6	157	▲35.8	373	▲5.8	520	▲20.0	383	▲21.9	9
472	▲15.7	371	▲19.8	164	▲27.3	409	1.0	572	▲13.4	383	▲21.7	10
487	▲12.7	401	▲23.6	172	▲29.3	371	▲35.4	534	▲15.3	386	▲19.3	11
512	▲8.1	405	▲18.8	241	▲5.7	1,343	90.5	593	▲13.3	409	▲13.1	12
535	▲2.2	480	19.4	210	▲3.9	1,983	18.4	536	▲5.1	418	▲8.8	平.29.1
525	▲3.6	463	▲15.8	226	0.3	708	▲37.4	547	▲11.3	418	▲4.6	2
524	▲0.3	435	▲5.6	254	19.0	848	6.5	576	▲6.5	446	3.5	3
507	0.1	-	-	348	▲16.6	601	▲46.2	573	5.0	449	6.3	4
												5
												6
												7
												8
												9
												10
												11
												12
523	▲1.4	459	0.2	239	9.1	644	▲41.2	558	▲5.2	433	▲0.8	4月平均

区分 年月	畜産加工品 (つづき)				水産							
	アイスクリーム類		フローズンヨーグルト		さけ缶		さけ調製品		にしん		いわし缶	
	増減率		増減率		増減率		増減率		増減率		増減率	
輸入量	t	%	t	%	t	%	t	%	t	%	t	%
23	8,201	2.7	215	▲14.7	567	▲11.9	10,126	▲9.8	2,686	9.2	1,549	140.8
24	9,222	12.5	215	▲0.2	660	16.4	11,401	12.6	2,937	9.4	2,333	50.6
25	8,380	▲9.1	100	▲53.4	465	▲29.5	12,702	11.4	2,487	▲15.3	2,133	▲8.6
26	8,946	6.8	30	▲69.6	454	▲2.3	10,965	▲13.7	2,193	▲11.8	2,019	▲5.3
27	8,196	▲8.4	49	62.1	332	▲27.0	10,865	▲0.9	1,854	▲15.5	2,075	2.8
28	7,308	▲10.8	17	▲64.6	665	100.5	11,620	6.9	1,651	▲10.9	2,478	19.4
平. 28.1	443	12.9	8	-	31	53.1	1,053	18.1	62	▲52.5	198	43.9
2	336	▲24.7	-	-	95	727.5	958	12.6	125	8.0	129	▲48.2
3	451	▲36.2	-	-	68	64.7	758	38.4	63	44.2	197	▲31.2
4	785	61.3	-	▲100.0	40	340.8	831	▲15.0	84	33.9	147	▲10.7
5	826	▲17.8	-	▲100.0	44	1,159.9	868	45.1	61	▲25.7	164	▲11.2
6	804	▲15.8	1	▲95.7	30	363.4	1,033	9.6	83	▲35.1	252	125.7
7	1,073	▲16.8	-	-	30	18.7	822	▲17.8	117	▲10.2	242	26.8
8	785	▲10.8	9	1,543.2	96	168.6	1,120	8.5	137	0.7	183	▲14.0
9	383	▲5.1	-	▲100.0	42	10.2	988	▲5.5	182	13.3	207	106.3
10	440	▲17.9	-	▲100.0	29	14.4	884	▲20.6	279	3.9	242	24.5
11	528	▲15.9	-	-	102	95.9	1,091	24.0	277	▲23.5	282	132.3
12	455	▲2.9	-	-	57	6.6	1,214	23.1	181	▲22.3	236	90.6
平. 29.1	317	▲28.4	-	▲100.0	20	▲36.0	1,028	▲2.3	126	101.9	301	52.4
2	378	12.5	-	-	6	▲94.0	786	▲17.9	59	▲53.0	191	48.7
3	465	3.2	-	-	37	▲46.3	1,009	33.2	72	14.3	174	▲11.4
4	524	▲33.3	14	-	16	▲60.8	1,168	40.7	61	▲26.9	254	72.6
5												
6												
7												
8												
9												
10												
11												
12												
4月計	1,684	▲16.4	14	72.7	78	▲66.7	3,992	10.9	318	▲4.8	920	37.4
輸入価格												
23	304	▲4.2	207	▲7.3	773	1.5	768	9.4	345	▲0.1	484	▲8.5
24	307	0.9	172	▲16.8	835	8.0	822	7.0	387	12.2	486	0.5
25	381	24.3	247	43.3	975	16.8	785	▲4.5	527	36.2	600	23.4
26	416	9.1	372	50.6	985	1.0	875	11.5	533	1.0	617	2.9
27	418	9.5	212	▲14.3	804	▲17.5	962	22.6	549	4.2	636	6.1
28	388	▲7.2	287	35.7	681	▲15.4	916	▲4.8	497	▲9.5	542	▲14.8
平. 28.1	415	▲7.3	294	-	601	▲40.5	1,042	14.9	484	9.2	612	▲1.3
2	384	2.6	-	-	655	▲42.6	924	2.7	632	▲8.0	590	▲2.8
3	427	6.3	-	-	677	▲21.0	965	0.9	632	29.2	546	▲21.1
4	371	▲7.1	-	-	714	▲32.1	925	▲10.7	359	▲43.8	481	▲19.8
5	423	7.2	-	-	681	▲18.1	858	▲11.9	611	7.3	597	▲2.6
6	382	▲9.1	455	110.0	570	▲41.1	867	▲8.2	539	3.1	570	▲19.8
7	395	▲10.8	-	-	631	▲19.6	836	▲15.7	561	▲20.4	488	▲24.3
8	353	▲5.9	271	▲48.2	648	▲5.6	862	▲12.1	496	▲11.2	546	▲16.3
9	406	▲13.2	-	-	833	▲6.2	880	▲6.3	460	▲5.1	565	▲20.3
10	367	▲25.4	-	-	972	58.6	924	▲1.7	467	▲19.0	473	▲20.4
11	372	▲14.5	-	-	651	▲20.9	938	▲6.3	430	▲17.7	532	▲15.4
12	364	▲4.4	-	-	678	6.3	957	▲2.0	516	3.6	540	▲5.8
平. 29.1	375	▲9.6	-	-	719	19.6	996	▲4.3	536	10.7	513	▲16.3
2	356	▲7.1	-	-	1,350	106.1	1,013	9.6	378	▲40.2	527	▲10.8
3	377	▲11.8	-	-	628	▲7.2	1,045	8.3	599	▲5.1	564	3.3
4	452	22.1	188	-	1,004	40.6	1,035	11.9	534	48.9	547	13.7
5												
6												
7												
8												
9												
10												
11												
12												
4月平均	395	0.0	188	▲36.0	779	17.2	1,023	5.8	521	▲2.8	535	▲4.5

単位 { 輸入量：t
 輸入価格：円/kg
 増減率：%

加工食品											区分	
いわし調製品		かつお缶		まぐろ缶		かつお・まぐろ類 調製品		かつお節		さば		
増減率		増減率		増減率		増減率		増減率		増減率		年月
t	%	t	%	t	%	t	%	t	%	t	%	
1,820	15.2	15,350	25.7	26,654	8.5	6,382	▲5.8	4,573	19.3	11,060	35.9	23
2,041	12.1	16,388	6.8	26,901	0.9	6,727	5.4	5,861	28.1	11,778	6.5	24
1,866	▲8.6	16,276	▲0.7	25,159	▲6.5	6,828	1.5	5,367	▲8.4	12,450	5.7	25
2,260	21.1	16,493	1.3	25,733	2.3	7,916	15.9	4,114	▲23.3	13,669	9.8	26
2,237	▲1.0	16,869	2.3	26,194	1.8	7,657	▲3.3	3,818	▲7.2	15,127	10.7	27
1,985	▲11.2	15,784	▲6.4	28,781	9.9	10,253	33.9	5,580	46.2	17,359	14.8	28
298	▲8.1	1,199	▲5.3	1,896	▲14.1	947	83.7	425	0.7	1,508	23.3	平.28.1
179	18.3	1,263	▲2.9	2,034	▲8.2	521	14.2	411	67.5	1,357	13.2	2
123	125.4	1,356	11.9	2,431	31.0	1,058	129.3	589	177.9	1,145	41.0	3
113	▲42.3	1,473	▲4.7	2,376	▲4.0	988	49.2	390	102.2	1,443	26.3	4
149	▲13.5	1,462	2.3	2,443	13.5	483	0.7	429	58.3	1,493	38.2	5
182	▲2.4	1,511	5.8	2,363	2.0	547	▲50.5	294	▲38.0	1,341	7.3	6
139	▲29.6	1,185	▲28.6	2,767	5.7	1,232	56.3	451	4.4	1,467	8.2	7
119	▲23.3	1,345	▲12.1	2,178	9.7	1,023	▲4.1	343	▲5.3	1,474	12.1	8
149	▲22.1	1,358	▲7.9	2,451	14.1	673	5.7	361	42.5	1,482	22.2	9
146	13.0	1,328	▲8.7	3,044	27.6	951	29.4	609	119.3	1,568	▲1.0	10
148	1.3	1,103	1.4	2,556	39.1	1,003	111.7	716	120.5	1,521	▲2.8	11
240	▲28.0	1,201	▲19.0	2,243	12.3	826	198.2	560	60.1	1,560	12.3	12
384	28.7	1,389	15.9	2,010	6.0	647	▲31.7	599	40.9	1,433	▲5.0	平.29.1
94	▲47.4	1,103	▲12.7	2,344	15.2	602	15.4	441	7.4	848	▲37.5	2
147	19.2	1,114	▲17.9	2,176	▲10.5	766	▲27.6	377	▲36.1	1,205	5.3	3
89	▲20.7	1,452	▲1.5	2,788	17.4	955	▲3.3	430	10.2	1,276	▲11.6	4
												5
												6
												7
												8
												9
												10
												11
												12
714	0.1	5,058	▲4.4	9,318	6.7	2,970	▲15.5	1,847	1.7	4,762	▲12.7	4月計
291	▲0.3	433	2.9	442	7.0	474	14.5	625	29.1	547	0.7	23
320	10.2	485	11.9	504	14.1	558	17.7	677	8.4	614	12.3	24
370	15.5	571	17.8	608	20.5	662	18.7	756	11.7	681	10.9	25
413	11.5	539	▲5.6	596	▲1.8	551	▲16.7	686	▲9.3	746	9.7	26
435	17.6	564	▲1.2	606	▲0.3	549	▲17.1	817	8.0	742	9.0	27
440	1.1	520	▲7.8	524	▲13.5	479	▲12.8	780	▲4.6	610	▲17.8	28
378	▲11.5	539	0.3	578	▲4.9	514	▲13.5	820	2.3	695	▲11.7	平.28.1
454	0.9	530	▲6.4	556	▲8.9	489	▲9.1	801	▲4.6	654	▲16.3	2
463	▲28.1	522	▲13.2	534	▲15.3	455	▲21.3	714	▲7.0	554	▲18.0	3
488	16.0	506	▲9.3	517	▲14.5	447	▲16.0	758	▲5.6	628	▲15.8	4
497	7.9	534	▲4.6	516	▲14.9	456	▲14.4	756	▲3.2	612	▲17.4	5
450	▲8.5	540	▲7.5	519	▲16.0	516	▲1.2	754	▲5.9	594	▲21.1	6
450	15.0	533	▲7.2	510	▲15.0	476	▲6.5	733	▲14.3	549	▲28.2	7
506	5.5	515	▲9.1	519	▲15.1	450	▲18.3	787	▲2.6	589	▲18.3	8
447	19.9	505	▲7.0	501	▲17.3	461	▲17.7	767	▲10.9	582	▲21.4	9
435	2.2	481	▲12.6	509	▲14.2	464	▲17.5	843	10.0	581	▲18.1	10
411	▲3.7	512	▲7.7	507	▲13.4	472	▲18.8	764	▲11.0	597	▲15.9	11
407	▲1.7	525	▲8.7	545	▲8.8	571	▲4.0	841	0.4	667	▲12.6	12
387	2.4	522	▲3.1	565	▲2.1	556	8.3	896	9.3	687	▲1.1	平.29.1
422	▲7.1	557	5.2	559	0.5	533	9.0	896	11.9	641	▲2.1	2
371	▲20.0	569	9.0	564	5.5	533	17.3	827	15.9	656	18.3	3
436	▲10.5	591	16.7	566	9.5	596	33.2	861	13.6	622	▲0.9	4
												5
												6
												7
												8
												9
												10
												11
												12
395	▲8.1	560	7.0	564	3.6	558	17.9	874	13.8	654	2.5	4月平均

区分 年月	水産加工品(つづ)											
	かたくちいわし		加工うなぎ		魚卵調製品		かに缶		かに調製品		えび調製品	
輸入量	t	増減率 %	t	増減率 %	t	増減率 %	t	増減率 %	t	増減率 %	t	増減率 %
23	1,326	22.5	14,642	▲36.2	3,497	60.7	492	175.8	13,696	3.4	76,707	8.6
24	1,457	9.9	8,990	▲38.6	8,500	143.0	749	52.3	14,574	6.4	78,187	1.9
25	1,025	▲29.7	8,081	▲10.1	7,135	▲16.1	1,633	118.1	13,658	▲6.3	72,889	▲6.8
26	1,302	27.0	9,260	14.6	7,486	4.9	3,360	105.8	11,236	▲17.7	59,665	▲18.1
27	1,054	▲19.1	14,454	56.1	6,609	▲11.7	4,041	20.2	9,335	▲16.9	60,021	0.6
28	1,309	24.2	14,516	0.4	5,638	▲14.7	4,978	23.2	7,490	▲19.8	60,037	0.0
平. 28.1	96	▲11.3	1,188	16.7	525	▲25.5	280	▲34.1	722	▲23.7	4,481	▲8.2
2	63	7.3	995	▲6.9	431	▲30.2	280	2.6	578	▲16.2	4,288	5.1
3	100	70.8	1,364	57.7	368	44.4	239	57.2	559	2.8	3,716	10.4
4	69	20.2	2,168	10.0	471	▲15.2	417	34.1	735	▲10.4	4,879	▲7.8
5	82	88.4	1,973	▲20.9	447	▲18.7	375	5.7	656	▲25.4	4,165	1.6
6	123	55.3	1,497	▲41.1	563	1.4	480	41.6	553	▲24.5	5,102	▲0.8
7	95	13.5	1,653	25.1	514	0.3	426	37.9	529	▲26.7	5,178	▲2.4
8	105	▲0.0	944	41.7	483	▲9.7	386	67.5	383	▲23.3	5,029	▲4.5
9	97	66.8	613	▲1.5	411	▲20.3	321	▲5.0	541	▲17.3	4,985	▲3.0
10	118	▲17.7	531	17.3	473	▲20.6	421	23.1	646	▲27.6	5,348	▲6.3
11	250	78.3	716	37.7	488	▲29.1	533	35.0	843	▲10.9	5,984	6.9
12	111	▲5.6	873	▲4.0	464	▲11.5	821	43.5	745	▲26.3	6,882	12.0
平. 29.1	152	57.8	1,226	3.2	505	▲3.7	527	88.3	437	▲39.4	5,132	14.5
2	73	15.0	779	▲21.7	323	▲25.2	242	▲13.5	291	▲49.7	3,866	▲9.8
3	139	39.3	1,228	▲10.0	415	12.7	389	62.7	454	▲18.7	4,877	31.2
4	135	94.9	2,178	0.4	466	▲1.0	512	22.6	465	▲36.7	5,566	14.1
5												
6												
7												
8												
9												
10												
11												
12												
4月計	499	51.8	5,410	▲5.3	1,709	▲4.8	1,670	37.3	1,648	▲36.5	19,441	12.0
輸入価格												
23	1,003	▲3.4	2,322	44.7	1,979	6.5	1,098	15.4	1,512	10.4	809	5.6
24	1,042	3.8	3,240	39.5	1,304	▲34.1	1,447	31.8	1,542	2.0	832	2.8
25	1,271	22.0	2,949	▲9.0	1,571	20.4	2,032	40.4	1,594	3.4	1,043	25.4
26	1,249	▲1.7	2,587	▲12.3	1,488	▲5.3	1,989	▲2.1	1,665	4.4	1,290	23.6
27	1,508	18.6	2,636	▲10.6	1,421	▲9.5	2,116	4.1	1,765	10.7	1,312	25.8
28	1,295	▲14.1	2,139	▲18.8	1,307	▲8.0	2,222	5.0	1,743	▲1.2	1,161	▲11.5
平. 28.1	1,456	▲0.6	2,461	▲3.5	1,195	▲15.3	2,076	3.0	1,645	▲12.9	1,260	▲9.1
2	1,788	▲5.5	2,370	▲8.5	1,256	▲12.4	1,972	▲2.8	1,524	▲14.6	1,190	▲5.9
3	1,529	3.6	2,165	▲16.9	1,331	▲15.5	1,807	22.5	1,494	▲3.6	1,235	▲3.8
4	1,272	▲22.6	2,237	▲15.6	1,288	▲9.1	1,946	4.9	1,551	▲5.0	1,174	▲13.4
5	1,388	▲25.1	2,200	▲16.2	1,221	▲13.5	2,355	19.4	1,786	11.9	1,132	▲14.4
6	1,227	▲15.8	2,112	▲20.8	1,218	▲13.2	2,206	▲2.0	1,596	1.3	1,148	▲14.0
7	1,300	▲1.6	1,875	▲31.2	1,259	▲10.2	2,199	10.6	1,490	▲7.9	1,098	▲15.0
8	1,261	▲17.2	1,851	▲32.0	1,260	▲22.0	2,266	▲2.3	2,227	8.2	1,130	▲16.3
9	1,367	▲24.1	1,945	▲24.3	1,280	▲3.0	2,550	18.6	2,127	4.3	1,116	▲14.6
10	1,012	▲29.4	2,000	▲26.4	1,391	▲5.5	2,051	▲10.5	1,817	2.7	1,139	▲11.4
11	1,140	▲16.0	1,932	▲26.4	1,438	5.9	2,393	5.8	1,823	▲2.3	1,132	▲12.1
12	1,293	▲11.0	2,269	▲11.3	1,570	18.8	2,404	4.0	1,956	7.0	1,201	▲5.6
平. 29.1	1,264	▲13.2	2,444	▲0.7	1,352	13.1	2,254	8.6	1,824	10.9	1,176	▲6.7
2	1,363	▲23.8	2,278	▲3.9	1,398	11.4	2,212	12.2	1,835	20.4	1,237	4.0
3	1,227	▲19.8	2,253	4.0	1,396	4.9	2,040	12.9	1,770	18.4	1,139	▲7.8
4	1,262	▲0.8	2,280	1.9	1,360	5.6	2,143	10.1	1,865	20.3	1,185	0.9
5												
6												
7												
8												
9												
10												
11												
12												
4月平均	1,267	▲15.7	2,310	0.9	1,373	8.9	2,164	10.7	1,823	16.9	1,182	▲2.6

加工食品の輸出入動向

単位 { 輸入量：t
輸入価格：円/kg
増減率：%

き)			農産加工品									区分
			野菜部門									
いか調製品		あわび調製品		その他水産調製品		ピクルス類		梅調製品		調製トマト		年月
増減率		増減率		増減率		増減率		増減率		増減率		
t	%	t	%	t	%	t	%	t	%	t	%	
48,319	9.4	316	10.1	152,367	5.9	37,890	10.9	9,041	6.0	106,148	4.0	23
41,560	▲14.0	322	1.8	114,078	▲25.1	40,650	7.3	8,109	▲10.3	112,365	5.9	24
47,044	13.2	252	▲21.8	113,324	▲0.7	39,670	▲2.4	7,071	▲12.8	110,988	▲1.2	25
49,890	6.0	290	15.2	115,469	1.9	38,329	▲3.4	6,255	▲11.5	110,584	▲0.4	26
47,984	▲3.8	347	19.8	113,124	▲2.0	36,147	▲5.7	6,199	▲0.9	109,187	▲1.3	27
49,722	3.6	234	▲32.7	110,446	▲2.4	35,845	▲0.8	5,441	▲12.2	107,293	▲1.7	28
3,871	▲2.4	5	▲34.2	10,139	▲11.5	2,815	2.6	390	▲27.4	7,922	▲5.6	平.28.1
3,077	▲17.0	7	▲13.6	8,136	▲15.7	2,482	▲13.6	325	▲42.2	6,480	▲14.3	2
2,943	19.5	5	▲42.7	6,794	21.7	2,963	24.2	440	8.1	8,712	▲17.6	3
4,024	▲9.8	8	40.2	9,489	2.0	3,057	▲4.2	389	▲44.2	9,687	0.7	4
3,956	▲7.6	6	▲63.0	9,510	3.9	2,968	▲4.7	485	9.0	9,664	▲12.3	5
4,190	▲7.4	26	▲25.2	9,698	▲5.9	2,940	6.6	626	10.0	9,175	▲5.9	6
4,541	4.2	21	▲66.8	9,882	▲0.4	3,297	▲6.2	544	▲23.2	13,025	27.4	7
4,612	11.6	42	▲38.1	9,594	▲5.3	3,014	▲3.4	567	6.0	13,177	1.6	8
4,680	21.2	41	▲36.9	9,236	5.3	2,998	▲1.4	444	▲1.7	9,837	43.0	9
4,296	17.3	40	14.5	8,703	▲3.8	2,773	▲7.5	412	▲4.0	4,620	▲46.0	10
4,727	13.6	23	47.8	9,155	▲0.9	3,510	8.5	433	3.5	7,870	8.8	11
4,805	9.0	8	▲55.6	10,110	▲4.2	3,028	▲4.6	385	▲12.1	7,124	11.1	12
4,612	19.2	4	▲35.2	9,747	▲3.9	3,024	7.4	448	15.0	7,839	▲1.0	平.29.1
2,411	▲21.7	13	88.2	5,258	▲35.4	2,190	▲11.7	266	▲18.2	8,245	27.2	2
4,236	43.9	8	53.0	7,765	14.3	2,963	0.0	494	12.3	9,615	10.4	3
4,603	14.4	16	89.5	8,908	▲6.1	2,996	▲2.0	485	24.5	6,829	▲29.5	4
												5
												6
												7
												8
												9
												10
												11
												12
15,862	14.0	41	55.6	31,678	▲8.3	11,174	▲1.3	1,693	9.6	32,529	▲0.8	4月計
476	16.7	3,991	▲0.6	467	6.6	180	7.0	373	9.9	93	▲7.8	23
470	▲1.2	3,937	▲1.3	511	9.4	168	▲6.4	396	6.1	96	3.0	24
497	5.8	4,726	20.0	548	7.3	204	21.2	477	20.3	119	24.2	25
514	3.3	4,351	▲7.9	571	4.1	248	21.5	533	11.9	129	8.4	26
524	5.3	4,509	▲4.6	615	12.1	292	43.5	572	20.1	126	5.8	27
504	▲3.8	4,157	▲7.8	556	▲9.6	231	▲20.8	583	1.9	107	▲15.1	28
516	▲9.4	7,450	70.9	637	▲3.6	262	▲10.2	613	15.5	117	▲15.0	平.28.1
530	▲3.9	3,899	▲29.8	581	▲4.4	245	▲16.4	573	4.0	117	▲4.3	2
474	▲7.4	5,935	▲5.6	536	▲6.7	236	▲17.3	659	19.3	116	▲10.2	3
510	▲0.5	5,530	▲18.0	581	▲3.9	243	▲19.1	648	24.3	117	▲8.3	4
477	▲5.5	5,774	▲0.8	536	▲8.6	227	▲20.6	575	6.1	106	▲12.3	5
496	▲2.2	6,000	43.3	521	▲15.5	236	▲19.4	559	▲4.0	105	▲14.6	6
469	▲12.4	5,729	14.7	503	▲18.1	219	▲28.7	547	▲3.5	97	▲24.1	7
464	▲7.4	3,722	▲14.7	504	▲15.6	224	▲23.9	560	▲9.0	101	▲21.3	8
477	▲4.7	2,863	▲18.4	519	▲10.6	223	▲26.6	527	▲14.6	101	▲20.5	9
486	▲6.8	3,322	▲19.4	540	▲12.1	221	▲23.9	601	▲4.9	112	▲10.5	10
557	6.1	3,265	▲23.5	587	▲5.5	215	▲25.1	568	▲15.1	102	▲17.1	11
578	6.5	3,876	▲27.7	613	▲7.8	234	▲14.7	610	15.3	108	▲10.2	12
606	17.5	6,496	▲12.8	597	▲6.3	236	▲10.1	722	17.7	106	▲8.7	平.29.1
634	19.6	4,430	13.6	558	▲4.0	222	▲9.5	636	11.0	103	▲12.2	2
605	27.7	5,855	▲1.3	560	4.5	241	1.9	617	▲6.4	107	▲7.5	3
594	16.5	5,231	▲5.4	569	▲2.0	234	▲3.6	672	3.8	124	6.1	4
												5
												6
												7
												8
												9
												10
												11
												12
607	19.3	5,206	▲6.6	574	▲2.5	234	▲5.1	664	5.9	110	▲6.1	4月平均

区分 年月	農産加工品													
	野菜のこ										ばれいしょ		スイートコーン	
	トマト・ユレハ・ホースト		計		きのこ缶		他調製品							
	輸入量	増減率	輸入量	増減率	輸入量	増減率	輸入量	増減率	輸入量	増減率	輸入量	増減率		
	t	%	t	%	t	%	t	%	t	%	t	%		
23	115,115	17.0	27,798	3.3	13,868	8.0	13,930	▲0.9	330,525	▲1.4	56,053	14.0		
24	142,585	23.9	27,219	▲2.1	13,556	▲2.3	13,664	▲1.9	365,241	10.5	59,745	6.6		
25	140,932	▲1.2	26,638	▲2.1	13,010	▲4.0	13,628	▲0.3	330,634	▲9.5	55,150	▲7.7		
26	123,919	▲12.1	25,129	▲5.7	13,195	1.4	11,934	▲12.4	311,983	▲5.6	54,529	▲1.1		
27	120,597	▲2.7	21,479	▲14.5	11,499	▲12.9	9,980	▲16.4	322,637	3.4	54,790	0.5		
28	111,292	▲7.7	20,202	▲5.9	10,868	▲5.5	9,334	▲6.5	330,869	2.6	56,867	3.8		
平. 28.1	7,690	▲18.0	1,766	▲10.2	968	▲9.5	798	▲11.2	25,515	5.9	3,678	▲3.6		
2	8,000	▲4.8	1,393	▲27.3	696	▲45.3	697	8.4	27,052	26.2	3,879	9.2		
3	9,832	▲0.7	1,627	36.4	1,053	88.4	575	▲9.4	27,453	▲18.0	4,599	▲2.9		
4	8,728	▲16.0	1,525	▲15.9	945	▲3.1	580	▲30.8	23,915	▲37.2	4,719	▲10.6		
5	12,740	▲12.0	1,740	17.0	960	26.6	780	7.1	27,334	▲9.7	3,428	▲30.4		
6	10,014	▲30.7	1,415	▲9.2	694	▲15.1	722	▲2.7	31,218	38.0	5,295	1.3		
7	11,955	▲3.4	1,513	▲13.1	825	▲9.7	688	▲16.8	29,436	18.4	4,629	▲7.8		
8	12,874	7.8	1,906	▲0.2	933	▲14.5	973	19.0	28,546	23.6	5,354	26.4		
9	8,004	10.8	1,652	▲17.6	775	▲21.5	877	▲13.9	23,208	6.1	4,892	7.9		
10	7,540	29.7	1,870	▲3.6	943	▲0.9	927	▲6.2	28,391	11.0	7,023	38.6		
11	6,657	▲8.1	1,941	4.0	1,146	16.3	795	▲9.8	28,439	▲4.0	4,214	▲7.8		
12	7,261	▲19.2	1,853	▲11.0	930	▲16.7	923	▲4.3	30,362	9.8	5,158	34.6		
平. 29.1	12,083	57.1	1,975	11.8	1,085	12.1	890	11.6	25,696	0.7	3,647	▲0.8		
2	10,088	26.1	991	▲28.9	516	▲25.9	475	▲31.8	22,425	▲17.1	3,985	2.7		
3	9,417	▲4.2	2,378	46.1	1,773	68.4	605	5.4	30,077	9.6	5,644	22.7		
4	7,476	▲14.3	1,411	▲7.5	728	▲23.0	683	17.8	29,309	22.6	5,269	11.6		
5														
6														
7														
8														
9														
10														
11														
12														
4月計	39,064	14.1	6,756	7.0	4,102	12.0	2,654	0.2	107,508	3.4	18,545	9.9		
輸入価格														
23	90	▲13.2	243	5.3	225	6.1	260	5.2	111	0.5	125	▲9.8		
24	88	▲1.3	253	4.1	224	▲0.7	282	8.3	111	▲0.8	134	6.5		
25	112	27.1	311	23.1	272	21.5	349	23.8	136	22.9	166	24.4		
26	130	15.8	329	5.8	288	6.1	374	7.3	141	3.6	180	8.6		
27	145	29.5	359	15.5	314	15.7	411	17.9	157	15.9	206	24.2		
28	122	▲16.1	325	▲9.6	281	▲10.7	377	▲8.4	137	▲13.1	170	▲17.9		
平. 28.1	140	▲6.4	382	6.1	343	14.2	430	▲0.5	148	▲2.4	190	▲1.3		
2	146	4.9	365	2.6	292	1.0	439	▲10.3	148	▲2.9	175	▲6.2		
3	124	▲13.1	307	▲8.3	271	▲1.0	373	▲4.0	141	▲9.6	174	▲17.2		
4	124	▲12.9	298	▲8.2	257	▲13.2	364	2.0	141	▲7.8	157	▲16.8		
5	118	▲16.3	326	▲10.6	304	▲15.3	354	▲4.7	133	▲13.1	176	▲14.8		
6	129	▲16.9	322	▲10.6	272	▲7.1	369	▲14.8	138	▲16.4	169	▲20.2		
7	120	▲19.4	372	▲9.2	317	▲11.5	437	▲6.1	134	▲18.1	177	▲17.9		
8	117	▲22.5	318	▲15.0	234	▲28.8	398	▲8.4	131	▲18.5	165	▲27.7		
9	111	▲23.9	330	▲9.9	298	▲5.8	358	▲13.7	127	▲18.7	168	▲22.6		
10	105	▲25.5	286	▲14.9	245	▲17.1	328	▲12.5	127	▲18.5	159	▲25.3		
11	111	▲19.7	279	▲22.3	236	▲26.6	342	▲15.1	133	▲18.4	163	▲19.8		
12	118	▲15.1	331	▲8.3	315	▲6.0	348	▲11.2	142	▲12.3	174	▲12.2		
平. 29.1	118	▲15.8	339	▲11.3	294	▲14.3	394	▲8.4	148	0.1	186	▲2.2		
2	119	▲18.2	328	▲10.1	284	▲2.5	376	▲14.2	142	▲3.9	176	0.5		
3	120	▲3.2	284	▲7.6	244	▲9.8	398	6.8	147	3.7	167	▲4.1		
4	117	▲5.7	326	9.5	309	20.3	344	▲5.6	139	▲1.5	173	9.9		
5														
6														
7														
8														
9														
10														
11														
12														
4月平均	119	▲10.6	315	▲6.9	274	▲5.6	379	▲6.6	144	▲0.5	174	0.7		

加工食品の輸出入動向

単位 { 輸入量：t
輸入価格：円/kg
増減率：%

(づ き)											区 分	
(づ き)												
ヤング コーンコブ		たけのこ		アスパラガス		計		豆 缶		他調製品		年 月
増減率		増減率		増減率		増減率		増減率		増減率		
t	%	t	%	t	%	t	%	t	%	t	%	
3,684	22.0	84,130	0.5	1,195	▲10.9	77,665	4.5	708	25.0	76,957	4.3	23
3,995	8.4	84,132	0.0	1,509	26.3	77,148	▲0.7	996	40.7	76,151	▲1.0	24
4,475	12.0	79,972	▲4.9	1,184	▲21.6	74,557	▲3.4	887	▲11.0	73,670	▲3.3	25
3,746	▲16.3	78,013	▲2.4	979	▲17.3	72,134	▲3.2	980	10.5	71,154	▲3.4	26
3,613	▲3.6	73,104	▲6.3	935	▲4.5	67,566	▲6.3	1,016	3.6	66,550	▲6.5	27
3,625	0.3	71,311	▲2.5	840	▲10.1	64,953	▲3.9	1,205	18.6	63,748	▲4.2	28
257	▲2.5	5,762	▲22.3	60	▲16.1	4,863	▲20.6	101	64.8	4,763	▲21.5	平.28.1
203	1.9	5,626	▲14.9	57	▲14.5	4,632	▲19.3	61	36.5	4,571	▲19.7	2
314	▲15.0	6,637	57.3	103	162.0	6,168	22.2	94	37.0	6,074	22.0	3
281	▲31.5	6,250	▲5.4	16	▲84.9	6,182	▲5.7	111	42.8	6,071	▲6.3	4
301	0.7	5,711	▲3.6	54	162.8	5,683	6.0	117	▲1.4	5,566	6.1	5
266	▲5.6	5,316	▲12.0	135	28.4	5,163	6.6	138	63.0	5,025	5.6	6
391	12.7	4,906	▲12.5	118	25.4	5,477	▲6.1	177	96.1	5,300	▲7.8	7
319	25.3	5,191	13.3	46	▲38.9	5,076	2.4	58	▲55.7	5,017	4.0	8
384	19.0	5,381	▲8.6	20	▲75.0	5,734	1.7	114	1.3	5,621	1.7	9
306	21.0	5,662	▲17.9	58	▲29.4	4,416	▲24.0	62	▲49.5	4,354	▲23.4	10
323	▲0.3	7,569	11.9	102	▲17.9	5,841	2.9	88	51.9	5,753	2.4	11
280	▲3.3	7,300	11.4	71	▲0.5	5,717	▲4.4	86	82.9	5,632	▲5.1	12
237	▲8.1	8,286	43.8	47	▲22.4	5,621	15.6	80	▲20.5	5,541	16.3	平.29.1
236	15.8	4,034	▲28.3	41	▲28.3	4,001	▲13.6	102	66.1	3,900	▲14.7	2
409	30.0	7,151	7.7	61	▲40.8	6,671	8.1	124	32.2	6,546	7.8	3
281	0.3	5,748	▲8.0	92	475.5	5,741	▲7.1	112	0.7	5,629	▲7.3	4
												5
												6
												7
												8
												9
												10
												11
												12
1,162	10.1	25,219	3.9	240	1.8	22,034	0.9	418	13.9	21,616	0.6	4月計
115	▲9.2	145	1.4	264	7.9	95	0.9	141	▲17.0	94	1.1	23
120	4.2	153	5.2	269	2.0	96	1.4	147	3.7	96	1.2	24
152	26.4	176	14.9	361	34.0	112	16.7	191	30.3	111	16.5	25
169	11.7	194	10.5	432	19.6	124	10.7	242	26.6	123	10.2	26
201	32.8	222	26.4	505	40.1	139	24.1	228	19.4	138	24.0	27
183	▲9.3	202	▲8.8	429	▲15.2	126	▲9.7	189	▲16.9	125	▲9.7	28
172	▲16.2	223	2.5	435	▲18.9	134	▲2.4	158	▲38.2	133	▲1.9	平.28.1
191	11.0	223	1.0	456	▲0.6	136	▲0.3	259	22.9	134	▲1.1	2
188	0.5	210	▲5.8	468	▲4.8	130	▲5.5	200	▲15.0	129	▲5.4	3
195	▲0.1	216	▲5.9	514	6.0	127	▲5.9	168	14.5	127	▲6.3	4
175	▲21.5	215	▲3.8	456	9.9	127	▲8.9	163	▲33.9	126	▲7.8	5
217	6.2	207	▲6.5	462	▲10.4	126	▲12.2	162	1.5	125	▲12.7	6
175	▲19.8	194	▲13.4	388	▲27.8	122	▲15.3	181	▲36.9	120	▲15.4	7
180	▲16.0	186	▲17.0	429	▲20.1	122	▲16.1	274	21.1	120	▲16.1	8
174	▲16.8	176	▲13.1	421	▲6.8	120	▲14.3	189	▲17.5	118	▲14.2	9
168	▲12.3	181	▲15.0	419	▲16.8	120	▲13.9	236	3.5	118	▲13.9	10
158	▲9.5	189	▲16.8	372	▲27.5	118	▲13.6	162	▲34.5	117	▲13.4	11
213	▲2.0	206	▲12.9	398	▲26.1	129	▲7.7	229	▲17.1	127	▲8.1	12
179	4.1	207	▲7.2	488	12.1	134	0.4	215	36.2	133	▲0.1	平.29.1
182	▲4.6	204	▲8.6	425	▲6.7	128	▲5.9	171	▲34.2	127	▲5.5	2
202	7.3	202	▲3.6	428	▲8.5	128	▲1.8	178	▲11.1	127	▲1.7	3
173	▲11.1	214	▲0.6	428	▲16.6	127	▲0.5	172	2.7	126	▲0.7	4
												5
												6
												7
												8
												9
												10
												11
												12
186	▲0.1	207	▲4.9	439	▲4.5	129	▲1.7	182	▲3.6	128	▲1.7	4月平均

区分 年月	農 産 加 工 品											
	野菜部門(つづき)		果				実					
	その他野菜調製品		ジャム・ゼリー		果実・ナットの ピュレ・ペースト		ピーナッツバター		落花生調製品		いった落花生	
	輸入量	増減率	輸入量	増減率	輸入量	増減率	輸入量	増減率	輸入量	増減率	輸入量	増減率
	t	%	t	%	t	%	t	%	t	%	t	%
23	259,781	8.0	12,816	7.1	6,327	8.7	4,568	▲12.7	49,426	2.1	9,111	▲11.2
24	274,573	5.7	12,327	▲3.8	6,087	▲3.8	4,887	7.0	44,924	▲9.1	8,281	▲9.1
25	270,616	▲1.4	11,189	▲9.2	6,137	0.8	5,058	3.5	42,447	▲5.5	7,523	▲9.1
26	265,128	▲2.0	9,385	▲16.1	6,017	▲2.0	4,515	▲10.7	41,590	▲2.0	6,657	▲11.5
27	247,865	▲6.5	8,225	▲12.4	7,106	18.1	4,496	▲0.4	41,377	▲0.5	5,860	▲12.0
28	249,130	0.5	7,736	▲5.9	7,154	0.7	4,347	▲3.3	39,974	▲3.4	6,540	11.6
平. 28.1	20,498	▲10.1	900	17.3	853	▲1.2	348	29.9	3,236	▲17.4	825	15.5
2	17,408	▲14.8	485	▲14.3	731	104.3	380	11.4	2,921	▲12.0	371	▲1.0
3	19,856	27.7	509	▲33.1	469	▲40.7	184	▲8.4	3,901	21.6	520	108.5
4	20,398	▲6.8	543	10.9	383	▲49.4	256	▲32.6	3,804	▲4.1	429	▲6.8
5	20,053	7.1	525	13.7	419	▲53.4	488	17.6	3,395	3.5	419	2.5
6	20,277	▲2.7	538	▲2.1	394	30.6	349	22.2	3,618	8.6	331	▲9.6
7	20,487	▲3.8	486	▲31.5	430	21.7	450	▲13.7	3,117	▲20.1	282	14.4
8	20,958	10.6	786	10.4	1,415	128.1	301	0.2	3,138	15.7	352	47.5
9	21,283	5.4	592	▲23.5	698	34.5	385	▲21.1	2,895	▲14.0	237	▲11.8
10	21,243	▲5.2	733	▲24.3	687	55.7	292	▲43.5	2,990	▲7.5	500	45.1
11	22,980	5.9	1,007	32.5	338	▲39.8	352	▲22.9	3,451	▲0.1	1,158	0.1
12	23,689	2.4	633	▲10.4	337	▲47.4	563	74.2	3,507	▲4.8	1,117	8.2
平. 29.1	23,714	15.7	1,004	11.5	474	▲44.5	297	▲14.8	3,422	5.8	895	8.5
2	15,088	▲13.3	634	30.7	323	▲55.9	350	▲8.0	2,726	▲6.7	229	▲38.1
3	22,189	11.8	598	17.7	499	6.3	470	155.4	4,342	11.3	725	39.4
4	21,803	6.9	350	▲35.5	603	57.4	473	84.9	4,047	6.4	614	43.2
5												
6												
7												
8												
9												
10												
11												
12												
4月計	82,794	5.9	2,586	6.2	1,898	▲22.1	1,590	36.1	14,537	4.9	2,463	14.8
輸入価格												
23	202	2.1	291	5.8	147	4.2	241	3.5	178	9.0	187	15.0
24	209	3.4	294	0.9	143	▲3.1	277	14.8	216	21.1	210	12.1
25	244	16.9	357	21.4	175	22.6	312	12.9	245	13.2	241	14.7
26	258	5.5	390	9.3	202	15.6	317	1.4	227	▲7.3	255	5.7
27	287	17.6	422	18.3	208	18.9	368	17.8	273	11.6	288	19.4
28	265	▲7.9	378	▲10.4	186	▲10.7	316	▲14.2	245	▲10.1	261	▲9.2
平. 28.1	290	2.6	362	▲15.8	190	19.0	330	▲9.0	273	7.3	272	▲5.5
2	284	2.4	469	35.2	166	▲11.9	367	14.0	267	6.7	269	▲0.7
3	264	▲8.2	407	▲15.6	164	▲10.8	316	6.8	251	▲5.4	259	▲13.3
4	269	▲4.1	403	▲21.7	218	26.2	336	▲25.2	246	▲10.1	260	▲9.6
5	259	▲9.6	375	3.2	194	25.8	279	▲22.0	247	▲10.7	249	▲9.2
6	266	▲10.0	444	▲7.8	296	18.1	286	▲28.4	248	▲13.3	253	▲10.6
7	257	▲11.1	321	▲23.6	167	▲33.8	306	▲16.7	237	▲17.4	243	▲22.3
8	259	▲13.9	344	▲21.8	165	▲39.4	335	6.5	228	▲18.3	250	▲13.2
9	253	▲10.4	473	28.1	166	▲37.7	278	▲29.6	231	▲16.1	253	▲11.3
10	255	▲10.7	325	▲23.6	186	▲30.1	300	▲19.0	229	▲18.1	254	▲11.5
11	255	▲11.4	333	▲11.1	222	5.7	301	▲19.9	237	▲14.2	256	▲11.1
12	270	▲8.0	363	▲14.3	187	▲20.5	355	1.4	248	▲9.5	276	▲5.1
平. 29.1	269	▲7.2	325	▲10.3	208	9.6	402	21.8	260	▲4.7	275	0.9
2	263	▲7.6	361	▲23.1	156	▲6.5	314	▲14.5	258	▲3.3	270	0.2
3	267	1.4	450	10.4	198	20.7	337	6.7	252	0.4	264	2.1
4	266	▲1.0	419	4.1	148	▲31.9	279	▲17.1	250	1.6	276	6.0
5												
6												
7												
8												
9												
10												
11												
12												
4月平均	267	▲3.6	375	▲6.6	177	▲2.6	327	▲4.2	255	▲1.4	272	2.0

単位 { 輸入量：t
輸入価格：円/kg
増減率：%

(づ づ き)											区 分	
部 門										年 月		
ナット調製品		パイナップル缶		パイナップル調製品		かんきつ類		なし缶			なし調製品	
増減率		増減率		増減率		増減率		増減率		増減率		
t	%	t	%	t	%	t	%	t	%	t	%	
36,063	5.6	43,166	20.7	423	35.3	67,909	18.2	5,825	▲0.5	166	14.5	23
36,787	2.0	39,203	▲9.2	495	17.1	66,838	▲1.6	6,058	4.0	509	206.3	24
35,535	▲3.4	34,828	▲11.2	457	▲7.7	63,805	▲4.5	5,842	▲3.6	555	9.0	25
34,762	▲2.2	33,773	▲3.0	592	29.6	57,035	▲10.6	5,281	▲9.6	363	▲34.5	26
31,180	▲10.3	31,722	▲6.1	355	▲40.0	57,334	0.5	5,549	5.1	57	▲84.3	27
32,530	4.3	31,764	0.1	309	▲12.9	62,467	9.0	5,859	5.6	54	▲5.7	28
2,075	▲8.5	2,819	13.1	2	▲96.2	4,404	▲9.4	600	▲6.2	6	330.6	平.28.1
1,913	▲7.1	2,871	6.9	1	▲97.9	3,845	▲12.8	287	▲38.3	-	▲100.0	2
2,293	27.9	3,769	3.7	52	124.4	6,175	104.2	373	155.0	1	▲43.3	3
2,180	5.5	2,987	12.4	73	608.7	5,522	▲8.0	283	▲9.6	2	▲39.5	4
2,150	11.2	3,475	38.0	27	▲21.5	6,018	18.1	641	▲13.5	1	▲62.9	5
2,115	▲2.7	2,848	▲19.5	37	▲11.0	6,816	▲1.5	582	43.7	4	▲1.2	6
2,400	▲11.8	2,752	▲20.0	22	▲52.4	5,714	2.3	441	56.6	6	▲21.2	7
2,949	24.2	2,502	14.2	14	▲64.5	5,302	29.6	561	32.7	5	▲37.2	8
3,144	6.4	1,733	▲7.2	16	1,217.5	4,299	▲13.8	324	▲8.9	18	155.9	9
3,659	2.5	1,819	▲21.4	34	769.2	4,193	▲4.3	562	▲30.7	4	▲30.2	10
3,850	7.0	1,927	▲9.3	28	21.7	5,308	26.1	664	21.0	2	▲12.1	11
3,803	3.7	2,262	0.2	4	▲53.7	4,872	29.5	541	29.5	4	▲56.7	12
2,382	14.8	2,707	▲4.0	14	524.9	4,611	4.7	649	8.2	4	▲41.9	平.29.1
1,702	▲11.0	3,175	10.6	39	2,611.4	3,126	▲18.7	323	12.3	-	-	2
2,768	20.7	4,503	19.5	73	40.2	7,318	18.5	374	0.1	20	1,698.1	3
2,406	10.4	3,124	4.6	45	▲38.9	5,602	1.4	328	16.1	4	124.3	4
												5
												6
												7
												8
												9
												10
												11
												12
9,258	9.4	13,508	8.5	171	32.3	20,656	3.6	1,674	8.5	28	206.3	4月計
388	8.5	95	1.9	223	22.7	106	13.8	125	▲0.1	237	5.1	23
393	1.3	95	0.1	195	▲12.8	118	11.7	141	13.0	150	▲36.8	24
469	19.4	108	14.5	249	27.9	120	2.0	169	19.3	159	6.0	25
509	8.5	120	10.8	224	▲10.1	123	2.3	181	7.6	169	6.3	26
583	24.1	149	37.0	250	0.3	141	17.0	203	20.6	417	162.5	27
514	▲11.7	146	▲1.4	256	2.3	129	▲8.3	170	▲16.2	431	3.3	28
552	2.1	152	12.4	1,191	334.2	136	0.8	204	1.3	320	▲29.0	平.28.1
563	3.2	150	6.0	542	141.0	146	0.9	196	1.2	-	-	2
551	▲17.5	151	8.2	194	▲1.1	129	▲12.0	172	▲10.1	353	32.4	3
520	▲2.2	139	2.6	305	▲22.2	142	0.9	165	▲18.6	475	33.8	4
529	▲11.6	140	▲5.5	237	▲15.6	131	▲6.4	165	▲20.8	442	▲19.1	5
516	▲10.4	145	▲3.5	239	14.1	126	▲10.6	170	▲16.4	332	▲24.2	6
445	▲27.1	147	▲3.0	420	108.4	120	▲18.0	164	▲21.1	751	80.8	7
499	▲19.9	144	▲10.6	198	▲37.8	127	▲10.2	164	▲22.1	356	▲17.9	8
496	▲17.8	154	2.2	159	▲80.1	119	▲13.0	154	▲27.4	356	▲6.0	9
492	▲16.1	135	▲10.8	245	▲10.3	117	▲15.6	158	▲24.4	349	▲16.9	10
513	▲10.6	146	▲10.8	148	▲46.1	122	▲11.0	164	▲18.7	452	▲13.3	11
529	▲4.3	154	▲6.1	282	168.7	136	▲4.4	172	▲9.1	682	69.0	12
556	0.7	153	0.3	177	▲85.2	139	2.5	177	▲13.1	386	20.7	平.29.1
515	▲8.4	152	1.4	224	▲58.6	133	▲8.7	179	▲8.5	-	-	2
576	4.5	154	1.4	298	53.4	137	6.0	172	0.1	209	▲40.7	3
527	1.4	139	▲0.2	279	▲8.5	147	3.3	160	▲3.3	400	▲15.7	4
												5
												6
												7
												8
												9
												10
												11
												12
547	0.2	150	0.9	266	▲4.3	140	1.5	173	▲7.8	260	▲26.8	4月平均

区分 年月	農産加工品（つづき）											
	果実部門（つづき）											
	あんず		さくらんぼ		桃 缶		桃調製品		ストロベリー		ミックスフルーツ	
輸入量	t	増減率 %	t	増減率 %	t	増減率 %	t	増減率 %	t	増減率 %	t	増減率 %
23	1,237	▲15.3	3,239	4.4	51,348	8.8	6,880	18.4	2,941	▲0.6	15,000	12.4
24	1,468	18.7	3,949	21.9	49,348	▲3.9	7,299	6.1	3,447	17.2	16,048	7.0
25	1,423	▲3.1	2,785	▲29.5	42,414	▲14.1	7,208	▲1.2	3,472	0.7	15,619	▲2.7
26	1,301	▲8.6	3,212	15.3	42,605	0.4	4,542	▲37.0	3,664	5.5	13,756	▲11.9
27	1,071	▲17.6	2,824	▲12.1	41,261	▲3.2	4,272	▲5.9	3,656	▲0.2	11,577	▲15.8
28	1,134	5.8	2,279	▲19.3	40,058	▲2.9	4,261	▲0.3	4,343	18.8	12,227	5.6
平. 28.1	97	▲21.9	193	▲23.8	3,092	22.6	240	▲43.9	240	▲21.2	1,175	23.8
2	62	▲50.5	154	▲22.4	2,376	▲10.6	149	▲59.2	320	▲7.7	945	45.7
3	163	63.0	224	▲23.4	3,846	14.0	225	▲37.4	570	79.3	891	1.9
4	203	169.0	158	▲39.6	3,800	▲5.4	563	▲9.9	508	▲9.7	1,098	▲23.2
5	97	▲11.6	115	▲64.7	4,251	3.3	876	30.8	733	104.4	1,028	18.7
6	48	10.7	216	▲27.4	3,344	▲22.2	385	33.0	453	89.3	1,171	35.7
7	30	▲67.9	203	9.6	4,085	12.6	286	▲56.3	260	▲11.3	1,221	24.9
8	120	▲17.6	184	18.0	3,739	▲0.8	266	▲27.5	307	40.3	1,124	24.1
9	117	76.8	298	▲3.7	3,073	▲15.7	209	▲14.1	155	▲45.5	806	▲0.6
10	84	▲23.6	231	▲27.3	3,105	▲11.1	694	321.9	222	▲30.1	1,019	▲30.0
11	54	220.3	223	75.1	2,458	▲1.6	236	407.5	192	▲15.3	827	▲12.3
12	60	▲5.0	79	▲20.0	2,887	▲10.9	133	111.5	385	105.3	922	8.2
平. 29.1	47	▲51.5	136	▲29.4	3,315	7.2	247	2.8	375	55.9	1,102	▲6.2
2	226	262.8	189	22.9	2,217	▲6.7	214	43.9	233	▲27.1	719	▲23.9
3	99	▲39.3	161	▲28.4	5,160	34.2	664	195.5	319	▲44.0	1,159	30.1
4	225	11.1	195	23.0	3,434	▲9.6	514	▲8.7	458	▲9.9	813	▲25.9
5												
6												
7												
8												
9												
10												
11												
12												
4月計	597	13.7	680	▲6.7	14,127	7.7	1,639	39.3	1,384	▲15.5	3,794	▲7.7
輸入価格												
23	163	0.3	244	1.7	116	3.3	89	4.9	310	1.8	126	0.7
24	168	3.1	249	2.1	131	12.7	93	5.6	347	11.8	136	7.2
25	212	26.7	318	28.0	154	17.9	110	17.3	476	37.2	166	22.7
26	224	5.3	357	12.0	164	6.5	128	16.3	568	19.3	182	9.6
27	238	12.1	407	27.9	184	19.3	135	23.2	716	50.5	199	19.9
28	255	7.0	340	▲16.4	162	▲11.8	126	▲7.0	617	▲13.8	177	▲11.4
平. 28.1	241	▲3.7	444	▲1.9	183	0.9	142	48.9	686	1.2	202	8.9
2	249	1.2	405	▲2.4	175	▲0.8	142	17.6	539	▲7.5	196	3.3
3	217	1.4	380	▲13.8	166	▲9.2	116	▲4.4	607	2.8	187	▲6.4
4	228	6.0	403	7.7	166	▲8.5	141	24.2	603	18.4	175	▲12.2
5	198	▲3.0	375	▲4.2	162	▲11.5	121	▲22.1	478	▲19.8	176	▲10.9
6	481	106.3	369	▲14.7	163	▲9.6	215	▲3.6	596	▲37.2	171	▲17.3
7	232	4.4	294	▲29.8	154	▲18.6	116	▲15.8	895	8.4	174	▲14.9
8	287	18.2	275	▲38.8	154	▲18.3	102	▲14.0	612	▲36.6	167	▲24.0
9	248	5.2	249	▲30.1	155	▲16.1	88	▲15.4	866	9.5	162	▲20.0
10	237	▲3.1	295	▲17.5	152	▲18.3	97	▲54.9	604	▲20.1	164	▲15.9
11	275	▲13.0	320	▲21.8	154	▲15.4	109	▲25.8	669	▲22.3	168	▲15.3
12	357	14.7	410	▲13.2	165	▲11.6	108	▲19.6	658	▲31.8	173	▲10.2
平. 29.1	296	22.6	316	▲28.8	168	▲8.3	102	▲28.1	662	▲3.5	174	▲13.8
2	213	▲14.4	366	▲9.7	170	▲3.2	123	▲13.0	602	11.6	189	▲3.9
3	267	23.3	380	0.1	167	1.0	126	8.9	883	45.6	198	5.6
4	230	0.6	348	▲13.5	162	▲2.6	126	▲10.8	527	▲12.7	183	4.7
5												
6												
7												
8												
9												
10												
11												
12												
4月平均	235	2.3	354	▲13.0	166	▲3.0	122	▲10.7	658	8.9	186	▲2.2

単位 { 輸入量：t
輸入価格：円/kg
増減率：%

製 穀 粉 加 工 品												区 分
その他果実調製品		穀粉調製品		米菓生地		もち・団子		米粉調製品		小麦粉調製品		
増減率		増減率		増減率		増減率		増減率		増減率		年月
t	%	t	%	t	%	t	%	t	%	t	%	
105,817	17.3	845	109.3	0	-	2,987	9.4	88,014	▲9.0	107,822	1.2	23
103,416	▲2.3	1,083	28.1	0	-	3,043	1.9	88,771	0.9	106,099	▲1.6	24
101,508	▲1.8	924	▲14.7	0	-	2,492	▲18.1	89,240	0.5	100,464	▲5.3	25
103,417	1.9	987	6.9	0	-	2,323	▲6.8	86,685	▲2.9	98,354	▲2.1	26
97,249	▲6.0	864	▲12.5	0	-	1,825	▲21.4	62,469	▲27.9	94,387	▲4.0	27
93,140	▲4.2	566	▲34.5	-	-	1,949	6.8	58,493	▲6.4	91,397	▲3.2	28
7,449	▲13.6	36	▲39.2	-	-	218	54.5	4,616	▲2.8	7,168	▲21.9	平.28.1
7,309	▲12.6	39	▲73.8	-	-	119	▲2.9	4,114	▲28.2	7,360	▲4.6	2
7,821	▲3.8	37	22.1	-	-	60	36.5	4,127	▲17.5	7,503	▲5.5	3
8,643	▲9.1	53	▲56.5	-	-	46	▲0.1	4,632	▲25.7	7,748	▲10.3	4
8,489	▲7.1	52	▲23.5	-	-	76	101.4	4,009	▲17.4	7,548	15.5	5
8,082	▲9.5	38	▲35.9	-	-	32	▲28.1	3,926	1.8	6,450	▲15.3	6
8,748	▲8.5	52	27.7	-	-	60	▲2.7	4,084	2.8	6,544	▲5.1	7
8,382	21.1	67	15.5	-	-	205	38.5	4,707	▲7.6	7,610	2.4	8
6,843	▲11.1	40	▲21.5	-	-	246	14.8	5,289	2.9	7,787	6.3	9
7,373	▲0.4	51	▲52.9	-	-	290	▲25.4	5,534	▲3.2	8,083	▲0.5	10
7,419	15.5	84	5.1	-	-	332	8.2	5,387	▲18.4	8,740	10.1	11
6,581	0.4	16	▲57.3	-	-	264	▲1.8	8,069	46.0	8,857	▲2.3	12
8,276	11.1	95	160.8	-	-	146	▲33.1	4,726	2.4	7,230	0.9	平.29.1
6,428	▲12.0	21	▲45.5	-	-	87	▲27.1	4,053	▲1.5	6,696	▲9.0	2
7,861	0.5	35	▲7.4	-	-	86	42.1	5,707	38.3	8,227	9.6	3
9,224	6.7	66	25.4	-	-	61	33.9	4,219	▲8.9	7,636	▲1.5	4
												5
												6
												7
												8
												9
												10
												11
												12
31,789	1.8	217	31.1	-	-	379	▲14.4	18,704	6.9	29,788	0.0	4月計
186	0.8	223	▲31.2	-	-	271	3.9	97	4.4	138	3.0	23
199	7.2	221	▲0.8	-	-	292	7.5	96	▲1.1	145	4.8	24
243	21.8	330	49.4	-	-	337	15.5	116	21.2	180	24.6	25
262	8.1	371	12.4	-	-	382	13.2	122	5.4	206	14.0	26
307	26.8	539	63.1	-	-	412	22.2	138	19.4	218	20.9	27
263	▲14.5	631	17.1	-	-	366	▲11.0	119	▲13.9	196	▲10.2	28
279	0.7	805	16.6	-	-	377	▲8.2	134	▲2.9	212	0.7	平.28.1
276	▲3.1	505	17.7	-	-	394	13.5	126	▲10.5	204	▲8.6	2
266	▲12.6	416	▲5.6	-	-	365	15.2	120	▲10.9	203	▲10.9	3
275	▲7.1	722	144.6	-	-	283	▲22.7	122	▲11.8	188	▲11.2	4
267	▲8.5	792	127.8	-	-	346	▲8.6	116	▲19.6	185	▲13.9	5
270	▲14.7	257	▲80.3	-	-	354	6.3	123	▲12.5	198	▲6.5	6
237	▲25.8	707	71.4	-	-	330	▲17.1	117	▲18.4	183	▲19.1	7
258	▲23.1	581	▲12.3	-	-	361	▲8.5	114	▲18.6	177	▲21.4	8
252	▲17.7	872	277.7	-	-	361	▲15.6	113	▲17.2	188	▲15.3	9
238	▲27.4	451	▲55.7	-	-	363	▲16.6	111	▲16.4	205	▲3.9	10
248	▲23.4	724	213.3	-	-	372	▲11.5	118	▲12.1	203	▲9.0	11
292	▲9.2	556	55.7	-	-	382	▲13.3	119	▲14.2	200	▲4.6	12
268	▲3.9	749	▲6.9	-	-	411	9.2	120	▲10.7	216	1.9	平.29.1
259	▲6.1	669	32.5	-	-	373	▲5.4	116	▲7.8	192	▲5.9	2
294	10.5	499	20.1	-	-	352	▲3.5	115	▲4.6	193	▲4.9	3
267	▲3.0	368	▲49.0	-	-	332	17.5	110	▲10.0	208	10.5	4
												5
												6
												7
												8
												9
												10
												11
												12
272	▲0.6	585	▲5.5	-	-	377	1.8	115	▲8.4	202	0.3	4月平均

区分 年月	製 穀 粉 加 工 品											
	他製穀粉調製品		ケーキミックス		パスタ		ビーフン		うどん・そうめん ・そば		その他のめん類	
	輸入量	増減率	輸入量	増減率	輸入量	増減率	輸入量	増減率	輸入量	増減率	輸入量	増減率
	t	%	t	%	t	%	t	%	t	%	t	%
23	3,992	2.7	5,079	▲3.1	134,470	11.5	6,339	11.7	340	▲29.8	25,717	7.4
24	3,391	▲15.1	5,899	16.1	142,336	5.8	6,632	4.6	219	▲35.4	24,186	▲6.0
25	3,686	8.7	6,203	5.2	132,601	▲6.8	6,195	▲6.6	253	15.1	22,901	▲5.3
26	3,873	5.1	5,522	▲11.0	133,016	0.3	6,479	4.6	379	49.9	22,055	▲3.7
27	3,341	▲13.7	4,945	▲10.4	131,987	▲0.8	7,010	8.2	499	31.8	21,525	▲2.4
28	2,912	▲12.8	4,441	▲10.2	145,021	9.9	7,555	7.8	266	▲46.8	20,606	▲4.3
平. 28.1	205	▲43.3	420	10.2	10,784	▲1.1	620	▲2.0	10	▲10.6	1,643	▲12.7
2	229	▲12.1	406	25.2	10,283	1.9	643	39.7	16	▲44.2	1,470	▲10.8
3	213	▲32.9	549	▲11.0	12,146	▲4.7	674	11.4	43	37.8	1,616	6.0
4	247	9.4	630	▲10.8	13,261	12.3	588	▲5.9	31	▲53.6	1,856	▲6.6
5	248	▲24.5	203	▲36.4	11,730	25.6	688	54.6	48	10.5	1,752	▲6.9
6	220	▲40.8	387	▲4.0	12,522	15.9	728	13.9	46	▲46.4	1,666	▲22.8
7	293	68.0	296	17.7	14,111	32.0	575	▲19.1	22	▲15.5	1,962	2.8
8	230	▲16.1	320	5.3	11,100	▲19.4	655	14.9	3	▲95.6	1,600	▲1.4
9	241	▲8.6	219	▲35.9	12,524	18.1	621	12.9	9	▲74.2	1,820	10.1
10	230	▲7.2	204	▲17.9	11,005	2.2	671	▲0.4	24	▲44.1	1,607	▲17.3
11	316	2.5	490	▲23.4	13,212	18.5	533	6.4	10	▲58.3	1,611	▲3.5
12	241	15.8	317	▲22.5	12,344	32.5	559	▲6.3	3	▲91.0	2,003	21.7
平. 29.1	346	69.1	482	14.7	11,534	7.0	578	▲6.8	44	323.5	1,973	20.1
2	188	▲17.7	391	▲3.5	11,828	15.0	532	▲17.3	13	▲17.7	1,318	▲10.3
3	249	16.9	376	▲31.5	15,289	25.9	637	▲5.4	21	▲51.8	2,036	26.0
4	216	▲12.4	485	▲23.0	9,898	▲25.4	566	▲3.7	15	▲52.7	1,917	3.3
5												
6												
7												
8												
9												
10												
11												
12												
4月計	1,000	11.9	1,735	▲13.5	48,549	4.5	2,313	▲8.4	93	▲7.7	7,243	10.0
輸入価格												
23	237	▲3.7	114	6.0	108	▲4.5	220	▲1.3	297	9.5	247	2.1
24	313	32.2	125	9.0	106	▲2.0	227	3.2	262	▲12.1	255	3.0
25	353	12.6	152	22.0	129	21.7	281	23.6	355	35.9	302	18.4
26	428	21.4	161	6.1	133	2.7	304	8.5	373	5.0	329	9.1
27	497	41.0	184	21.1	147	14.0	333	18.8	415	16.9	360	19.5
28	446	▲10.3	141	▲23.3	128	▲12.9	292	▲12.3	381	▲8.2	320	▲11.2
平. 28.1	843	60.9	185	▲19.6	144	0.6	329	1.1	412	▲2.4	347	▲7.4
2	673	40.3	159	▲22.4	137	▲4.8	305	▲13.4	305	▲25.1	369	▲1.7
3	527	17.8	138	▲28.6	136	▲9.2	302	▲11.5	349	▲14.8	343	▲8.4
4	447	▲14.9	132	▲21.7	129	▲12.3	288	▲11.2	352	▲12.7	327	▲7.9
5	387	10.4	175	▲15.0	133	▲12.9	294	▲13.7	341	▲18.0	322	▲6.1
6	396	▲16.3	116	▲28.6	128	▲15.1	295	▲7.4	420	▲3.8	312	▲9.2
7	299	▲58.0	104	▲27.6	124	▲18.6	286	▲12.4	362	▲15.6	297	▲15.7
8	458	▲22.9	127	▲27.6	121	▲13.4	287	▲15.6	492	20.7	288	▲23.8
9	328	▲41.7	121	▲29.2	121	▲18.4	274	▲24.1	361	9.1	299	▲14.9
10	342	▲25.7	162	▲25.7	117	▲18.0	258	▲19.5	494	3.5	305	▲15.5
11	366	▲15.0	149	▲17.9	124	▲16.9	289	▲15.4	450	7.1	319	▲12.4
12	413	▲23.7	132	▲21.5	127	▲14.2	301	▲7.0	432	5.9	322	▲10.8
平. 29.1	304	▲63.9	147	▲20.3	136	▲5.4	305	▲7.3	347	▲15.6	344	▲0.9
2	430	▲36.1	151	▲5.3	126	▲8.2	304	▲0.4	401	31.6	345	▲6.3
3	310	▲41.1	146	5.9	120	▲11.6	313	3.6	404	15.5	327	▲4.6
4	389	▲12.9	131	▲0.3	126	▲2.7	311	7.9	416	18.0	312	▲4.7
5												
6												
7												
8												
9												
10												
11												
12												
4月平均	348	▲43.4	143	▲4.5	126	▲7.1	308	0.7	378	8.2	331	▲4.1

加工食品の輸出入動向

単位 { 輸入量：t
輸入価格：円/kg
増減率：%

(つ づ き)											区 分	
詰物パスタ		その他のパスタ		朝食用シリアル		食パン・乾パン		ピザ		加熱調理した穀物調製品		
増減率		増減率		増減率		増減率		増減率		増減率		年月
t	%	t	%	t	%	t	%	t	%	t	%	
12,679	4.3	12,693	33.4	3,005	11.1	7,753	18.6	592	95.3	1,783	2.8	23
12,077	▲4.7	10,947	▲13.8	3,461	15.2	9,832	26.8	547	▲7.5	2,156	20.9	24
12,107	0.2	8,770	▲19.9	4,367	26.2	9,642	▲1.9	690	26.1	1,785	▲17.2	25
10,821	▲10.6	7,431	▲15.3	8,180	87.3	7,995	▲17.1	341	▲50.6	2,087	16.9	26
10,297	▲4.8	7,055	▲5.1	9,059	10.7	7,244	▲9.4	377	10.7	1,567	▲24.9	27
9,803	▲4.8	7,512	6.5	7,796	▲13.9	6,124	▲15.5	328	▲13.0	1,525	▲2.7	28
762	▲14.4	501	▲10.7	807	▲5.6	571	3.4	41	62.7	152	92.2	平.28.1
800	▲15.0	595	6.0	359	▲8.1	519	▲14.5	23	28.1	149	▲44.6	2
734	36.5	726	18.3	919	▲0.5	562	▲13.0	27	78.7	145	34.9	3
909	▲5.8	620	▲0.2	856	105.8	576	▲34.3	10	▲34.9	77	▲46.4	4
690	▲14.1	571	21.3	923	7.9	554	6.6	11	▲55.5	187	78.2	5
663	▲18.1	512	▲12.1	452	▲14.7	519	▲13.4	23	▲16.1	62	▲61.0	6
830	▲1.8	543	9.6	845	▲26.1	557	▲9.0	23	▲43.9	183	27.1	7
931	17.4	587	6.0	671	▲23.4	470	▲19.3	24	34.8	155	6.4	8
697	▲18.1	530	13.1	598	15.5	426	▲21.1	40	171.3	33	▲74.3	9
866	▲7.1	830	20.2	531	▲56.6	409	▲22.3	20	▲27.1	131	273.4	10
974	3.5	785	▲0.4	548	14.3	455	▲19.2	41	▲52.3	139	43.5	11
947	▲4.0	712	9.9	286	▲66.2	508	▲18.4	45	▲30.3	112	▲28.2	12
859	12.7	181	▲63.8	681	▲15.6	358	▲37.4	24	▲41.9	201	33.0	平.29.1
570	▲28.8	67	▲88.7	732	104.0	379	▲27.0	8	▲67.8	92	▲38.0	2
806	9.9	210	▲71.1	718	▲21.8	450	▲19.9	9	▲65.9	136	▲6.3	3
868	▲4.5	172	▲72.3	346	▲59.6	551	▲4.3	15	46.6	206	167.9	4
												5
												6
												7
												8
												9
												10
												11
												12
3,103	▲3.2	631	▲74.2	2,477	▲15.8	1,737	▲22.0	55	▲45.5	636	21.8	4月計
299	▲4.9	338	2.7	253	▲1.7	277	▲5.8	479	4.1	145	6.5	23
321	7.4	340	0.5	244	▲3.9	282	2.1	495	3.4	163	12.5	24
383	19.3	348	2.4	310	27.4	321	13.7	652	31.6	173	6.2	25
402	4.9	374	7.7	316	1.8	328	2.2	609	▲6.6	201	16.1	26
437	14.3	366	5.2	303	▲2.4	359	11.7	656	0.6	212	22.5	27
404	▲7.6	342	▲6.6	265	▲12.5	327	▲8.9	569	▲13.3	184	▲13.0	28
435	5.0	343	▲10.3	255	▲19.0	335	▲6.1	631	4.2	206	5.4	平.28.1
408	2.6	379	▲5.3	297	▲12.1	338	▲8.9	612	▲2.8	268	71.7	2
398	▲4.7	393	▲2.8	254	▲14.7	315	▲12.8	617	▲5.2	132	▲54.9	3
406	▲12.5	345	▲14.7	294	▲24.7	335	▲13.0	556	▲21.2	153	▲28.4	4
373	▲10.6	337	▲9.3	258	▲9.3	331	▲9.5	526	▲20.4	132	▲33.0	5
426	▲8.4	332	▲16.4	304	▲13.2	343	▲7.5	542	▲20.7	242	31.7	6
371	▲17.4	316	▲13.1	230	▲15.2	308	▲13.9	511	▲24.2	148	▲23.1	7
377	▲16.6	338	5.1	265	▲11.8	319	▲5.8	519	▲35.5	183	▲30.8	8
399	▲13.0	343	▲0.8	235	▲32.0	308	▲11.1	575	▲18.9	213	31.9	9
378	▲11.9	324	▲6.2	271	▲7.2	316	▲13.5	506	▲23.9	175	▲35.1	10
439	4.9	318	▲4.4	273	▲8.5	344	1.7	554	▲11.9	151	▲52.9	11
431	▲6.1	331	▲0.2	295	12.9	327	▲2.4	579	▲7.6	294	30.0	12
432	▲0.6	264	▲23.2	262	2.4	335	▲0.2	585	▲7.3	161	▲21.8	平.29.1
415	1.6	318	▲16.0	240	▲19.4	341	1.1	556	▲9.2	269	0.5	2
417	4.9	458	16.6	254	▲0.3	345	9.4	530	▲14.0	308	133.5	3
412	1.5	230	▲33.2	308	4.9	336	0.2	539	▲3.1	175	14.3	4
												5
												6
												7
												8
												9
												10
												11
												12
420	1.9	325	▲11.4	259	▲4.5	339	2.6	559	▲9.1	213	8.9	4月平均

区分 年月	製穀粉加工品(つづき)		糖						類			
	他の穀物調製品		含みつ糖		粗糖		精製糖		てん菜糖		メープルシロップ	
	増減率		増減率		増減率		増減率		増減率		増減率	
輸入量	t	%	t	%	t	%	t	%	t	%	t	%
23	5,906	▲1.3	9,939	▲11.2	1,501,701	24.8	23,976	311.5	0	-	2,736	▲9.3
24	6,723	13.8	10,981	10.5	1,403,067	▲6.6	12,920	▲46.1	0	-	2,709	▲1.0
25	6,357	▲5.4	4,145	▲62.3	1,382,554	▲1.5	5,424	▲58.0	0	-	2,803	3.5
26	6,601	3.8	224	▲94.6	1,326,355	▲4.1	5,748	6.0	0	66.7	3,039	8.4
27	5,916	▲10.4	358	59.7	983,492	▲25.9	6,404	11.4	0	▲40.0	2,955	▲2.8
28	5,158	▲12.8	614	71.7	633,148	▲35.6	6,134	▲4.2	0	▲50.0	2,649	▲10.4
平. 28.1	263	▲35.1	18	2.7	29,541	▲60.5	446	▲13.8	-	▲100.0	141	▲26.6
2	414	13.3	23	▲30.1	62,033	▲21.9	460	▲29.4	-	-	197	32.2
3	324	▲47.8	34	240.5	25,185	▲68.1	467	39.7	-	-	309	▲2.2
4	431	▲10.0	58	57.6	71,398	19.5	498	19.9	0	-	153	▲57.2
5	527	8.6	30	184.1	51,845	▲8.7	285	▲47.3	-	-	247	9.1
6	426	▲25.7	48	856.3	79,657	▲46.6	874	49.5	-	-	226	▲2.1
7	526	38.0	53	344.4	53,059	▲55.1	666	▲13.0	0	-	254	▲18.3
8	482	▲10.2	36	73.0	62,409	5.8	625	43.1	0	0.0	254	▲15.4
9	320	▲47.4	81	124.0	46,268	▲39.6	753	7.9	-	-	208	54.5
10	502	▲9.5	83	19.0	19,188	▲72.2	397	▲50.7	-	▲100.0	192	▲17.3
11	502	▲4.2	91	46.8	68,919	▲8.7	285	▲14.3	-	▲100.0	235	▲2.5
12	441	15.2	60	34.6	63,646	▲26.4	378	17.1	-	▲100.0	234	▲11.9
平. 29.1	359	36.7	15	▲18.6	22,602	▲23.5	506	13.6	-	-	222	58.1
2	377	▲9.0	33	41.1	23,882	▲61.5	448	▲2.6	-	-	191	▲3.2
3	392	21.0	40	17.5	94,040	273.4	281	▲39.7	-	-	184	▲40.5
4	396	▲8.0	28	▲51.1	33,547	▲53.0	476	▲4.3	-	▲100.0	257	68.0
5												
6												
7												
8												
9												
10												
11												
12												
4月計	1,524	6.5	116	▲13.1	174,071	▲7.5	1,712	▲8.5	-	-	855	6.8
輸入価格												
23	229	16.3	86	9.4	60	21.0	72	▲42.4	-	-	919	▲5.0
24	255	11.4	66	▲24.1	47	▲22.0	88	22.7	-	-	915	▲0.5
25	282	10.6	65	▲1.5	46	▲2.9	178	102.3	-	-	1,082	18.3
26	345	22.2	260	301.8	46	0.1	187	5.1	-	-	1,089	0.7
27	360	27.6	41	▲35.8	42	▲7.3	181	1.4	-	-	1,090	0.7
28	289	▲19.8	51	22.7	49	15.5	159	▲12.0	-	-	927	▲14.9
平. 28.1	355	▲10.1	43	▲80.6	46	▲1.0	142	▲17.2	-	-	875	▲22.8
2	285	▲17.1	44	▲79.0	45	▲2.3	142	▲6.8	-	-	1,015	▲6.6
3	332	4.3	42	▲82.6	39	▲17.9	191	▲33.2	-	-	888	▲13.7
4	289	▲35.8	46	0.6	42	▲2.3	156	▲23.5	472	-	972	▲10.6
5	259	▲19.6	44	▲16.4	43	3.7	204	44.4	-	-	942	▲13.1
6	307	▲9.0	49	▲4.3	47	12.5	147	▲22.2	-	-	959	▲14.0
7	326	▲24.2	44	▲82.8	49	17.1	98	▲36.2	375	-	895	▲20.1
8	286	▲29.4	47	6.0	53	29.2	133	▲17.0	513	12.5	916	▲19.6
9	267	▲8.2	50	47.1	51	35.7	158	▲12.3	-	-	933	▲14.7
10	273	▲24.5	57	47.9	51	43.1	141	▲27.9	-	-	867	▲16.2
11	252	▲32.8	57	37.8	57	37.5	340	65.3	-	-	907	▲20.5
12	271	▲16.6	62	42.7	59	31.9	195	▲1.7	-	-	973	▲5.0
平. 29.1	227	▲35.9	59	36.9	59	29.6	156	10.4	-	-	970	10.8
2	264	▲7.1	55	23.7	60	32.5	156	9.8	-	-	957	▲5.8
3	273	▲17.9	62	48.7	59	50.7	172	▲9.8	-	-	923	4.0
4	277	▲4.0	54	17.8	55	28.5	177	13.2	-	-	939	▲3.4
5												
6												
7												
8												
9												
10												
11												
12												
4月平均	261	▲15.6	58	30.7	59	34.8	164	4.2	-	-	947	1.5

単位 { 輸入量：t
輸入価格：円/kg
増減率：%

カラメル		その他の糖類		チューインガム		キャンディー類		キャラメル		他砂糖菓子		区 分
増減率		増減率		増減率		増減率		増減率		増減率		
t	%	t	%	t	%	t	%	t	%	t	%	年 月
532	▲20.5	185,144	▲5.9	4,700	▲0.2	10,881	1.2	158	▲17.6	2,978	6.5	23
501	▲5.7	182,684	▲1.3	3,412	▲27.4	12,762	17.3	62	▲60.5	3,049	2.4	24
503	0.4	209,936	14.9	3,160	▲7.4	11,736	▲8.0	91	45.5	2,694	▲11.6	25
843	67.6	191,650	▲8.7	2,655	▲16.0	11,533	▲1.7	38	▲58.1	3,721	38.1	26
1,367	62.0	180,807	▲5.7	2,487	▲6.3	11,334	▲1.7	72	89.2	3,726	0.1	27
707	▲48.2	167,512	▲7.4	901	▲63.8	9,029	▲20.3	50	▲30.8	5,753	54.4	28
41	▲67.6	15,931	▲22.9	123	▲49.8	1,013	▲4.9	2	▲26.6	317	1.4	平.28.1
64	810.6	11,994	11.3	100	▲36.8	915	3.4	4	23.5	378	4.5	2
55	▲62.5	9,312	▲49.7	45	▲83.8	986	3.4	3	70.9	248	▲8.4	3
37	▲91.6	22,527	80.6	62	▲74.9	844	▲21.6	1	▲56.3	490	32.6	4
89	▲44.6	14,371	▲36.6	46	▲80.8	769	▲14.3	6	338.2	356	14.0	5
95	▲48.7	16,762	55.1	57	▲76.7	562	▲45.0	1	82.8	459	21.8	6
50	▲43.5	9,352	▲33.4	90	▲64.5	728	▲11.4	1	▲79.4	548	45.8	7
31	▲46.5	10,949	▲39.3	81	▲70.0	735	▲36.3	6	33.3	573	149.4	8
106	69.7	18,557	0.8	61	▲62.3	682	▲39.2	5	▲60.5	479	116.7	9
23	▲7.0	15,102	30.8	93	▲39.2	620	▲23.5	6	33.2	626	129.7	10
73	201.4	14,695	94.1	55	▲68.9	635	▲16.9	8	▲69.5	634	119.4	11
43	16.8	7,959	▲47.9	87	60.8	541	▲29.1	5	163.7	645	92.9	12
70	70.1	16,006	0.5	51	▲58.9	556	▲45.1	2	▲1.2	581	83.5	平.29.1
57	▲11.4	11,423	▲4.8	31	▲68.7	663	▲27.6	7	74.3	455	20.1	2
114	106.9	16,497	77.2	51	13.2	842	▲14.6	2	▲31.1	451	81.7	3
35	▲5.4	12,235	▲45.7	83	34.7	534	▲36.8	3	83.3	613	25.1	4
												5
												6
												7
												8
												9
												10
												11
												12
277	39.7	56,161	▲6.0	216	▲34.5	2,595	▲31.0	14	32.3	2,099	46.5	4月計
99	▲14.5	71	15.6	945	▲15.5	523	1.4	630	▲9.2	436	7.1	23
102	3.6	86	21.4	1,334	41.2	479	▲8.3	1,132	79.6	478	9.7	24
131	27.8	97	13.1	1,676	25.7	540	12.7	1,009	▲10.9	600	25.5	25
131	0.4	103	6.6	1,725	2.9	581	7.7	1,716	70.1	694	15.6	26
119	▲8.9	96	▲1.2	1,777	6.0	590	9.4	1,251	24.0	745	24.1	27
143	19.7	83	▲12.9	2,572	44.8	612	3.7	1,452	16.1	562	▲24.6	28
214	100.2	80	▲4.7	1,948	4.1	596	▲1.0	3,449	▲19.0	710	7.4	平.28.1
147	▲35.1	99	▲13.0	1,945	7.3	594	2.6	2,681	29.2	612	▲0.9	2
138	▲0.9	113	17.5	3,855	128.2	578	3.4	2,666	46.9	561	▲20.3	3
161	56.3	59	▲49.7	3,643	100.2	662	12.6	2,164	128.6	544	▲18.8	4
126	4.4	80	▲5.2	3,273	99.1	597	0.3	1,116	▲8.9	537	▲26.2	5
155	36.3	73	▲35.5	3,532	162.3	580	▲2.8	1,614	▲68.0	547	▲33.0	6
110	▲2.6	108	▲8.3	1,892	▲11.0	628	4.0	982	▲36.6	570	▲30.6	7
148	3.4	94	20.1	3,422	97.6	719	14.7	759	▲56.6	506	▲40.7	8
138	2.6	65	▲15.1	2,502	38.4	606	0.7	1,291	16.1	541	▲40.0	9
133	▲24.6	80	▲35.8	1,731	▲1.6	636	8.9	738	▲58.5	538	▲32.4	10
116	▲25.8	81	▲32.9	3,154	83.4	582	▲1.5	996	82.3	575	▲22.9	11
159	▲1.9	138	85.3	2,235	▲19.5	562	4.9	1,927	7.9	566	▲20.1	12
128	▲40.4	81	0.6	4,128	111.9	652	9.3	3,397	▲1.5	540	▲23.9	平.29.1
149	1.7	111	12.0	1,598	▲17.8	603	1.5	1,091	▲59.3	569	▲7.0	2
130	▲5.2	105	▲6.5	2,902	▲24.7	617	6.7	1,221	▲54.2	544	▲3.0	3
145	▲10.0	117	100.2	3,222	▲11.6	639	▲3.4	812	▲62.5	490	▲9.9	4
												5
												6
												7
												8
												9
												10
												11
												12
135	▲15.8	102	26.2	3,124	23.7	625	3.2	1,398	▲49.3	532	▲11.5	4月平均

区分 年月	菓 子 (つ づ き)											
	チョコレート菓子		ココア粉		チョコレート・ココア調製品		あられ・せんべい		ビスケット・クラッカー		ポテトチップス	
	輸入量	増減率	輸入量	増減率	輸入量	増減率	輸入量	増減率	輸入量	増減率	輸入量	増減率
	t	%	t	%	t	%	t	%	t	%	t	%
平. 23	24,012	15.4	36,549	▲10.1	111,413	▲0.9	12,916	9.4	22,128	14.3	7,176	28.2
24	29,751	23.9	36,680	0.4	121,233	8.8	12,935	0.1	21,977	▲0.7	6,785	▲5.4
25	28,995	▲2.5	33,603	▲8.4	116,739	▲3.7	11,044	▲14.6	17,987	▲18.2	6,983	2.9
26	27,674	▲4.6	34,328	2.2	121,878	4.4	9,871	▲10.6	16,655	▲7.4	6,628	▲5.1
27	26,336	▲4.8	39,001	13.6	124,747	2.4	9,027	▲8.6	13,899	▲16.5	6,697	1.0
28	26,141	▲0.7	35,648	▲8.6	120,912	▲3.1	8,611	▲4.6	18,739	34.8	6,827	1.9
平. 28.1	2,333	▲17.0	2,872	▲17.0	10,014	▲17.3	939	▲1.8	1,175	▲11.3	408	65.7
2	1,447	▲1.5	2,726	▲4.4	10,797	▲8.0	748	0.9	1,035	▲2.6	692	55.5
3	1,397	3.0	2,215	▲20.2	8,843	▲20.9	791	16.6	1,162	24.0	513	▲24.2
4	1,247	▲19.1	3,063	▲1.6	8,060	▲11.7	656	▲8.6	1,188	0.4	545	▲29.7
5	1,171	19.1	3,005	▲7.8	8,393	▲16.9	886	26.8	1,005	15.7	534	29.9
6	992	▲4.5	2,293	▲24.6	9,691	15.5	590	▲23.5	1,100	5.6	581	▲12.6
7	1,093	▲12.3	2,623	▲35.6	9,615	▲9.1	674	▲3.1	960	▲9.2	453	▲23.8
8	2,056	▲3.9	2,838	▲0.8	9,053	7.7	596	▲11.5	2,405	93.7	704	21.9
9	3,198	10.0	3,546	12.2	8,543	▲5.3	668	▲19.9	2,564	76.3	755	▲9.3
10	4,088	6.6	3,580	▲0.2	11,978	13.5	626	▲7.2	2,132	44.9	637	▲7.0
11	3,866	4.0	3,333	▲12.9	13,135	8.6	750	▲1.1	2,246	91.8	640	65.5
12	3,253	▲1.2	3,554	18.7	12,791	11.8	686	▲17.0	1,765	62.6	365	▲9.6
平. 29.1	2,506	7.4	3,480	21.2	10,471	4.6	676	▲28.0	2,138	81.9	935	129.3
2	1,198	▲17.2	3,029	11.1	11,206	3.8	523	▲30.0	1,896	83.2	469	▲32.2
3	1,406	0.7	3,275	47.9	9,980	12.9	788	▲0.4	2,392	105.8	402	▲21.6
4	1,226	▲1.7	2,867	▲6.4	9,574	18.8	550	▲16.2	1,419	19.4	465	▲14.6
5												
6												
7												
8												
9												
10												
11												
12												
4月計	6,336	▲1.4	12,652	16.3	41,231	9.3	2,537	▲19.0	7,845	72.0	2,271	5.3
輸入価格												
平. 23	744	▲5.9	277	19.3	233	0.5	286	▲2.4	362	▲1.8	509	▲26.2
24	731	▲1.8	281	1.8	213	▲8.4	301	5.2	391	8.0	573	12.6
25	918	25.6	263	▲6.4	268	25.6	339	12.7	476	21.7	705	22.9
26	1,052	14.6	226	▲14.1	315	17.8	392	15.5	525	10.3	690	▲2.1
27	1,114	21.3	247	▲6.4	287	7.2	432	27.3	566	18.8	693	▲1.7
28	1,044	▲6.3	249	0.9	247	▲14.0	419	▲3.0	446	▲21.1	671	▲3.2
平. 28.1	1,320	5.9	297	25.5	291	▲7.1	408	3.1	520	▲5.0	691	1.6
2	1,015	4.1	261	12.3	268	▲8.4	410	▲14.2	584	18.1	704	4.8
3	886	▲13.1	269	12.7	247	▲17.3	421	▲3.9	508	▲9.9	689	0.6
4	857	▲5.3	228	1.2	249	▲8.9	403	▲6.8	457	▲16.6	675	▲0.4
5	899	▲16.4	253	18.3	252	▲10.3	441	11.9	461	▲14.9	665	▲1.4
6	902	▲8.6	236	▲3.6	238	▲11.7	405	▲11.3	451	▲12.2	686	▲1.7
7	991	0.2	240	▲0.5	220	▲27.9	410	▲3.6	475	▲17.9	664	▲8.9
8	1,007	▲0.1	258	▲8.5	225	▲19.7	408	▲9.2	394	▲27.5	672	▲7.1
9	940	▲16.7	222	▲19.9	250	▲7.0	427	4.1	390	▲34.4	629	▲9.1
10	970	▲11.5	218	▲19.9	233	▲16.8	416	▲8.4	426	▲31.4	636	▲4.0
11	1,104	▲7.6	276	14.2	241	▲15.8	429	0.5	412	▲32.5	679	▲4.8
12	1,257	▲2.3	242	▲5.5	248	▲11.6	439	1.5	463	▲22.5	675	▲5.4
平. 29.1	1,321	0.1	266	▲10.4	261	▲10.3	451	10.5	447	▲14.1	679	▲1.7
2	1,029	1.4	241	▲7.6	243	▲9.5	476	16.2	414	▲29.2	670	▲4.8
3	950	7.3	259	▲3.8	284	14.6	461	9.5	397	▲21.8	651	▲5.5
4	933	8.9	242	6.2	254	2.1	407	1.0	427	▲6.6	658	▲2.4
5												
6												
7												
8												
9												
10												
11												
12												
4月平均	1,108	3.9	253	▲3.8	260	▲2.0	450	9.5	420	▲18.5	668	▲3.2

単位 { 輸入量：t、kl
輸入価格：円/kg、円/kl
増減率：%

飲 料												区 分
その他の菓子		オレンジ果汁		グレープ フルーツ果汁		他かんきつ果汁		パイナップル果汁		ぶどう果汁		
増減率		増減率		増減率		増減率		増減率		増減率		年 月
t	%	kl	%	kl	%	kl	%	kl	%	kl	%	
53,284	7.8	76,673	10.9	22,764	14.2	16,295	4.0	9,391	12.1	36,936	2.6	23
56,978	6.9	71,443	▲6.8	23,330	2.5	16,592	1.8	7,819	▲16.7	38,759	4.9	24
54,759	▲3.9	73,969	3.5	20,133	▲13.7	16,888	1.8	6,255	▲20.0	37,143	▲4.2	25
52,321	▲4.5	52,465	▲29.1	20,577	2.2	18,264	8.1	8,003	27.9	32,466	▲12.6	26
46,060	▲12.0	62,716	19.5	20,072	▲2.5	17,750	▲2.8	6,249	▲21.9	26,873	▲17.2	27
45,323	▲1.6	66,912	6.7	18,296	▲8.8	18,205	2.6	4,807	▲23.1	29,654	10.3	28
3,474	▲7.6	9,938	148.1	1,705	▲22.5	2,211	68.2	256	▲42.3	2,339	▲22.4	平. 28.1
3,184	▲4.5	2,995	▲74.0	1,410	0.9	2,168	12.1	325	4.2	2,485	51.6	2
3,190	2.4	8,250	262.5	1,150	▲12.2	1,514	2.0	697	1.2	2,375	0.8	3
3,678	▲11.1	4,035	47.2	1,355	▲43.7	1,416	▲22.5	539	▲16.7	2,753	6.5	4
3,809	12.3	9,208	1.4	1,735	▲2.3	1,296	▲8.3	400	▲49.1	1,919	▲5.5	5
3,970	▲2.2	3,680	▲39.4	1,645	1.6	1,158	▲7.1	503	▲33.2	2,699	24.7	6
3,620	▲14.2	3,939	▲66.1	1,438	▲18.3	1,287	▲10.0	418	▲48.8	2,294	21.0	7
3,945	4.4	4,560	29.4	1,628	▲12.9	1,307	▲8.7	358	▲33.8	3,275	72.1	8
3,777	▲10.9	3,447	17.9	1,326	2.6	1,563	9.4	349	21.7	2,771	4.4	9
4,062	4.8	2,334	▲10.4	1,557	0.9	1,172	▲24.3	266	▲27.2	2,742	36.8	10
4,266	16.5	11,468	280.5	2,017	20.6	1,821	70.1	426	41.5	2,644	8.0	11
4,348	▲3.2	3,057	▲8.6	1,332	8.8	1,294	▲20.2	270	▲12.4	1,357	▲37.6	12
3,857	11.0	2,768	▲72.1	1,053	▲38.2	1,995	▲9.8	278	8.7	1,962	▲16.1	平. 29.1
2,928	▲8.0	10,855	262.4	1,340	▲4.9	1,637	▲24.5	305	▲6.1	2,711	9.1	2
3,667	15.0	2,233	▲72.9	1,210	5.3	1,788	18.1	578	▲17.1	1,906	▲19.7	3
3,524	▲4.2	2,872	▲28.8	1,397	3.1	1,219	▲13.9	589	9.1	2,926	6.3	4
												5
												6
												7
												8
												9
												10
												11
												12
13,976	3.3	18,728	▲25.7	5,000	▲11.0	6,639	▲9.2	1,750	▲3.7	9,506	▲4.5	4月計
286	1.4	256	37.4	203	6.3	318	4.9	209	1.6	257	4.5	23
302	5.6	265	3.5	238	17.5	303	▲4.7	194	▲7.0	261	1.9	24
364	20.5	285	7.6	288	20.8	318	4.8	199	2.3	353	34.8	25
392	7.7	294	3.2	300	4.1	399	25.6	216	8.4	355	0.6	26
432	18.6	319	11.9	326	13.2	447	40.8	310	56.0	341	▲3.3	27
389	▲9.9	273	▲14.6	276	▲15.5	394	▲12.0	329	6.0	271	▲20.5	28
409	▲5.2	300	▲11.4	308	▲1.2	439	▲1.6	415	65.0	268	▲22.9	平. 28.1
433	0.5	280	▲21.7	280	▲3.4	493	8.0	346	40.4	300	▲15.8	2
426	▲9.6	288	▲7.6	289	▲23.5	382	▲24.1	277	7.0	292	▲26.4	3
388	▲9.6	265	▲12.7	282	▲15.5	426	▲15.4	357	34.7	308	▲21.9	4
364	▲13.2	273	▲14.9	305	▲11.6	405	▲12.2	398	27.0	304	▲11.9	5
373	▲12.4	260	▲19.4	289	▲12.2	380	▲5.5	331	▲9.1	279	▲21.5	6
367	▲9.7	242	▲17.3	257	▲27.2	377	▲22.8	335	▲6.1	247	▲31.0	7
363	▲19.8	247	▲20.1	258	▲18.2	316	▲19.4	319	▲4.2	248	▲29.2	8
387	▲8.9	261	▲13.5	249	▲23.6	352	▲15.0	340	0.1	241	▲20.9	9
381	▲14.6	224	▲23.0	290	▲10.9	338	▲19.5	245	▲24.4	244	▲20.1	10
395	▲12.0	268	▲15.7	242	▲19.0	349	▲20.1	309	2.2	258	▲12.4	11
399	▲3.0	305	▲2.9	258	▲15.4	390	▲7.2	301	▲8.9	285	0.4	12
454	11.0	293	▲2.3	318	3.5	376	▲14.4	373	▲10.1	302	12.9	平. 29.1
453	4.8	295	5.5	281	0.0	406	▲17.7	359	3.7	297	▲1.1	2
453	6.5	276	▲4.1	326	12.7	364	▲4.6	300	8.4	310	6.2	3
405	4.6	293	10.6	292	3.5	366	▲14.2	324	▲9.2	298	▲3.2	4
												5
												6
												7
												8
												9
												10
												11
												12
441	7.0	292	1.5	303	4.0	378	▲14.2	330	▲0.7	301	2.8	4月平均

区分 年月	飲 料 (つ づ)											
	りんご果汁		その他の果汁		トマトジュース		野菜ジュース		混合ジュース		清涼飲料	
	輸入量	増減率	輸入量	増減率	輸入量	増減率	輸入量	増減率	輸入量	増減率	輸入量	増減率
	kl	%	kl	%	kl	%	kl	%	kl	%	kl	%
23	63,861	7.3	8,646	25.2	1,064	154.5	35,393	26.4	11,115	47.9	853,847	41.9
24	66,964	4.9	9,178	6.2	2,868	169.6	38,581	9.0	16,500	48.4	673,353	▲21.1
25	65,869	▲1.6	9,128	▲0.5	2,324	▲19.0	44,087	14.3	14,684	▲11.0	711,929	5.7
26	67,095	1.9	8,733	▲4.3	1,358	▲41.6	43,200	▲2.0	9,718	▲33.8	559,679	▲21.4
27	59,536	▲11.3	8,184	▲6.3	1,165	▲14.2	32,153	▲25.6	8,115	▲16.5	542,648	▲3.0
28	58,803	▲1.2	8,075	▲1.3	1,387	19.0	28,815	▲10.4	8,423	3.8	482,757	▲11.0
平. 28.1	4,990	▲2.3	673	2.3	35	▲77.6	1,314	▲13.9	517	▲5.0	36,646	11.9
2	3,639	▲41.6	630	10.0	116	▲6.3	1,579	▲22.2	643	▲4.2	33,517	1.4
3	5,719	63.3	947	63.8	150	41.1	1,292	▲45.0	553	▲19.8	36,739	▲22.0
4	5,022	12.3	827	▲12.7	90	575.3	1,906	▲13.9	1,146	27.5	37,691	▲18.3
5	5,565	7.6	861	14.1	62	177.1	2,890	▲7.9	464	▲25.5	52,946	▲6.6
6	5,201	▲9.8	496	▲50.1	139	▲24.8	3,062	▲30.8	574	▲26.4	52,056	▲11.1
7	4,921	▲3.7	802	43.5	120	▲40.9	3,283	▲20.9	935	9.9	46,524	▲27.9
8	4,386	▲7.3	554	▲22.0	124	78.7	2,751	9.4	829	20.9	51,091	▲12.7
9	4,858	22.8	506	▲11.1	105	36.8	2,754	▲13.5	282	▲55.4	45,122	▲15.2
10	4,695	▲13.8	710	23.1	215	147.3	3,120	53.5	563	▲17.4	34,133	2.0
11	4,841	▲15.4	541	▲17.2	108	97.3	3,189	112.2	357	▲40.9	29,438	▲5.5
12	4,968	15.1	529	▲13.3	125	81.5	1,674	▲45.7	1,561	242.4	26,855	▲2.4
平. 29.1	3,914	▲21.6	612	▲9.2	182	419.6	2,020	53.8	388	▲25.0	28,981	▲20.9
2	3,180	▲12.6	645	2.5	188	62.8	1,936	22.6	378	▲41.2	27,896	▲16.8
3	4,415	▲22.8	882	▲6.9	201	34.2	2,388	84.8	451	▲18.4	32,187	▲12.4
4	5,511	9.7	1,084	31.1	321	256.3	2,090	9.7	649	▲43.4	31,584	▲16.2
5												
6												
7												
8												
9												
10												
11												
12												
4月計	17,020	▲12.1	3,223	4.7	893	128.5	8,434	38.5	1,865	▲34.7	120,648	▲16.6
輸入価格												
23	198	36.5	512	1.1	70	▲4.5	284	0.1	196	12.4	59	▲17.6
24	216	8.8	461	▲9.8	75	6.1	268	▲5.5	263	34.0	65	10.4
25	229	6.5	549	18.9	107	43.5	335	24.9	291	10.8	73	12.0
26	218	▲5.1	613	11.6	155	45.2	353	5.3	267	▲8.5	74	1.6
27	222	▲3.3	671	22.3	143	33.5	382	13.9	281	▲3.4	100	34.9
28	184	▲17.3	549	▲18.2	152	6.6	323	▲15.4	248	▲11.9	77	▲22.4
平. 28.1	200	▲13.5	706	▲10.9	198	35.4	438	2.9	407	36.0	90	▲20.7
2	196	▲13.0	599	▲15.5	179	57.8	436	13.6	347	7.4	70	▲31.3
3	191	▲16.6	515	▲34.3	98	▲41.8	359	▲8.2	237	▲25.8	74	▲26.1
4	189	▲17.5	467	▲22.5	112	4.0	298	▲17.1	277	▲2.9	76	▲21.6
5	177	▲20.0	444	▲41.8	131	76.9	308	▲13.3	182	▲19.6	80	▲20.3
6	180	▲21.0	618	▲1.5	189	▲18.4	302	▲25.5	191	▲28.3	74	▲22.0
7	174	▲22.0	558	▲7.9	94	▲6.8	294	▲19.5	165	▲21.1	74	▲25.7
8	178	▲21.3	496	▲23.2	216	181.6	308	▲19.7	161	▲36.0	70	▲24.1
9	179	▲20.4	495	▲19.5	138	80.6	310	▲13.9	189	▲38.9	79	▲12.4
10	179	▲18.2	501	▲5.2	130	83.2	315	▲19.8	189	▲51.2	76	▲28.6
11	177	▲14.4	697	3.7	132	▲47.0	302	▲19.5	185	▲22.0	98	▲7.7
12	185	▲8.8	585	▲20.4	238	14.2	343	▲13.3	318	16.7	72	▲35.1
平. 29.1	193	▲3.2	727	3.0	183	▲7.9	359	▲18.0	223	▲45.4	62	▲30.8
2	193	▲1.6	466	▲22.2	67	▲62.8	356	▲18.4	184	▲47.1	61	▲11.9
3	195	1.7	579	12.3	225	128.6	332	▲7.5	288	21.6	49	▲33.1
4	177	▲6.7	500	7.0	120	7.1	363	21.6	224	▲19.2	53	▲30.6
5												
6												
7												
8												
9												
10												
11												
12												
4月平均	188	▲2.9	558	▲0.6	145	8.0	352	▲6.7	231	▲25.2	56	▲27.6

加工食品の輸出入動向

単位 { 輸入量：t、kl
輸入価格：円/kg、円/kl
増減率：%

き		調 味 料										区 分
インスタント コーヒー		インスタントティ		醬 油		トマトケチャップ		トマトソース		マスタード		
増減率	増減率	増減率	増減率	増減率	増減率	増減率	増減率	増減率	増減率	増減率	増減率	年月
kl	%	kl	%	t	%	t	%	t	%	t	%	
8,274	11.1	1,791	17.7	1,006	93.1	7,054	14.7	515	▲11.3	3,696	▲0.1	23
10,341	25.0	2,130	18.9	1,530	52.1	6,034	▲14.5	935	81.5	4,460	20.7	24
11,235	8.7	2,591	21.7	2,084	36.2	6,469	7.2	881	▲5.9	4,364	▲2.1	25
12,498	11.2	2,992	15.5	1,937	▲7.0	5,532	▲14.5	970	10.1	4,186	▲4.1	26
12,549	0.4	2,163	▲27.7	1,678	▲13.4	6,144	11.1	204	▲78.9	4,677	11.7	27
11,267	▲10.2	1,214	▲43.9	1,740	3.7	6,542	6.5	37	▲81.7	5,227	11.8	28
1,022	▲20.9	150	▲50.3	218	61.3	420	89.9	2	▲82.2	508	59.0	平.28.1
948	▲16.4	86	▲40.2	121	▲41.7	553	17.2	-	▲100.0	276	▲21.0	2
1,012	3.9	78	▲53.6	84	147.0	602	▲7.3	9	▲73.6	587	31.8	3
850	▲24.8	81	▲44.9	138	▲1.4	532	▲3.3	-	▲100.0	355	▲12.5	4
883	31.3	109	1.3	118	1.6	562	▲7.1	2	▲92.2	503	50.1	5
774	▲6.5	106	▲10.1	198	36.4	272	▲36.0	19	▲15.5	385	▲3.4	6
906	▲4.6	120	▲7.0	162	30.9	696	55.7	-	▲100.0	434	45.9	7
983	1.0	110	▲30.2	85	▲15.0	299	▲51.8	2	▲92.7	422	23.1	8
853	▲22.2	98	▲38.7	183	8.2	477	▲28.7	1	▲94.3	421	4.8	9
1,107	▲5.9	108	▲64.7	113	▲36.7	536	5.3	-	-	497	▲16.2	10
881	▲32.8	89	▲57.6	135	11.8	846	39.2	1	▲94.0	538	40.8	11
1,048	3.9	80	▲63.0	186	▲10.7	744	103.3	2	15.5	300	▲26.1	12
978	▲4.3	200	33.3	233	6.8	507	20.5	9	327.8	418	▲17.7	平.29.1
1,061	11.9	69	▲19.5	69	▲43.1	976	76.4	-	-	323	17.1	2
1,256	24.1	137	76.5	203	141.7	618	2.6	41	332.7	557	▲5.1	3
995	17.1	79	▲1.5	93	▲32.2	453	▲14.9	2	-	407	14.7	4
												5
												6
												7
												8
												9
												10
												11
												12
4,289	11.9	486	23.2	598	6.6	2,553	21.1	52	347.4	1,705	▲1.2	4月計
877	▲5.5	942	▲11.6	73	▲35.3	94	▲7.3	114	5.6	280	▲8.7	23
916	4.4	1,013	7.4	71	▲2.9	97	3.3	103	▲9.6	279	▲0.4	24
1,040	13.6	1,095	8.1	86	20.8	116	19.0	117	13.3	311	11.5	25
957	▲8.0	1,080	▲1.3	94	10.2	121	5.0	116	▲1.0	338	8.6	26
1,082	4.0	1,214	10.9	115	34.3	123	6.3	234	100.3	340	9.4	27
1,027	▲5.2	1,276	5.0	107	▲6.6	108	▲12.2	279	19.4	307	▲9.6	28
1,135	13.6	1,872	51.0	121	10.4	120	▲8.8	299	▲32.5	293	▲0.8	平.28.1
1,176	7.5	1,206	12.9	106	8.4	108	▲18.2	-	-	379	10.6	2
1,032	3.3	955	4.8	120	▲6.3	111	▲5.7	154	12.1	296	▲7.3	3
1,055	▲16.6	1,019	▲7.1	105	▲14.4	124	7.4	-	-	315	▲16.5	4
1,016	▲10.0	1,125	89.7	107	▲3.0	104	▲13.1	477	169.0	293	▲2.1	5
988	▲20.8	1,023	▲7.0	98	▲24.6	112	▲12.1	183	13.5	292	▲19.6	6
964	▲11.1	1,172	6.4	96	▲21.4	100	▲25.4	-	-	288	▲26.3	7
966	▲10.9	995	▲10.9	124	2.0	118	▲4.2	1,118	518.2	298	▲15.2	8
936	▲8.0	1,175	▲6.2	116	▲1.5	115	▲7.4	625	▲39.6	373	▲3.1	9
983	▲3.8	1,603	9.7	85	▲29.6	100	▲15.0	-	-	296	2.3	10
985	▲2.9	1,653	24.7	99	▲3.8	95	▲21.7	867	82.4	285	▲14.5	11
1,060	▲4.4	1,144	▲29.1	112	▲0.8	107	▲10.6	443	49.2	332	▲7.6	12
1,077	▲5.1	2,434	30.0	104	▲14.3	100	▲16.8	162	▲46.0	267	▲9.2	平.29.1
1,128	▲4.1	1,136	▲5.8	114	7.7	95	▲11.5	-	-	349	▲7.7	2
1,191	15.4	1,069	11.9	100	▲17.0	90	▲18.6	261	70.0	278	▲6.0	3
1,090	3.3	1,476	44.8	130	23.2	110	▲10.9	618	-	292	▲7.3	4
												5
												6
												7
												8
												9
												10
												11
												12
1,126	2.3	1,708	24.5	108	▲5.4	98	▲15.2	256	42.1	292	▲6.5	4月平均

区分 年月	調味料(つづき)											
	マヨネーズ		ドレッシング		その他ソース		インスタントカレー		うま味調味料		食酢類	
	増減率	増減率	増減率	増減率	増減率	増減率	増減率	増減率	増減率	増減率	増減率	
輸入量	t	%	t	%	t	%	t	%	t	%	t	%
23	977	27.5	550	2.8	60,470	8.9	856	18.8	97,205	15.0	2,837	▲4.7
24	1,121	14.7	663	20.6	62,797	3.8	1,297	51.6	99,060	1.9	2,979	5.0
25	905	▲19.2	504	▲24.0	60,855	▲3.1	1,290	▲0.5	97,013	▲2.1	2,928	▲1.7
26	592	▲34.7	449	▲11.0	59,004	▲3.0	1,483	14.9	96,651	▲0.4	3,080	5.2
27	359	▲39.2	663	47.7	61,343	4.0	1,001	▲32.5	105,214	8.9	3,078	▲0.1
28	298	▲17.1	497	▲24.9	62,750	2.3	1,023	2.2	119,819	13.9	2,743	▲10.9
平. 28.1	18	113.2	24	▲62.4	4,696	1.2	57	▲31.7	10,514	12.5	179	▲15.6
2	27	150.5	53	131.7	4,278	6.2	71	▲4.1	9,113	20.6	224	15.6
3	37	41.8	36	▲55.1	5,270	8.0	81	9.5	8,540	▲2.4	211	▲8.0
4	43	▲24.1	57	1.1	5,829	0.2	98	▲8.8	10,372	19.8	219	5.3
5	20	▲35.2	37	▲59.6	4,856	6.0	83	▲30.4	7,923	17.9	274	17.6
6	19	▲56.5	59	▲33.6	5,805	8.4	67	18.4	9,944	1.4	256	▲26.5
7	29	▲36.3	45	▲27.9	5,513	▲4.5	130	56.3	9,119	20.7	177	▲38.2
8	18	▲9.9	37	▲40.7	4,879	▲2.6	86	3.4	11,136	20.6	281	50.3
9	31	67.4	39	796.3	5,156	5.4	106	23.4	10,698	6.8	270	▲16.3
10	4	▲77.3	36	▲7.2	5,092	▲0.6	68	36.7	10,246	9.0	171	▲31.1
11	30	▲29.5	48	73.1	6,016	6.5	122	13.6	10,505	12.4	267	▲17.8
12	22	▲41.6	28	▲57.5	5,361	▲4.2	56	▲28.6	11,710	32.6	213	▲24.8
平. 29.1	65	268.6	8	▲66.8	5,201	10.8	51	▲10.0	8,969	▲14.7	233	30.3
2	8	▲69.2	41	▲23.2	4,241	▲0.9	21	▲70.0	8,707	▲4.5	180	▲19.8
3	37	▲0.6	25	▲30.3	4,944	▲6.2	101	24.3	8,783	2.8	188	▲11.0
4	37	▲14.4	23	▲59.5	4,747	▲18.6	98	▲0.0	9,388	▲9.5	277	26.4
5												
6												
7												
8												
9												
10												
11												
12												
4月計	146	18.0	97	▲43.0	19,134	▲4.7	271	▲11.6	35,847	▲7.0	878	5.3
輸入価格												
23	267	12.6	276	0.3	244	▲3.8	302	▲22.0	141	0.9	265	▲0.8
24	281	5.2	239	▲13.5	247	1.3	268	▲11.3	141	0.2	274	3.3
25	295	5.0	257	7.6	289	17.0	298	11.5	161	14.0	340	24.4
26	398	34.8	318	23.4	326	13.0	302	1.2	165	2.1	379	11.3
27	511	73.2	360	40.1	347	20.3	372	24.7	180	11.5	383	12.7
28	453	▲11.3	289	▲19.8	300	▲13.7	310	▲16.6	154	▲14.1	339	▲11.5
平. 28.1	367	▲20.6	288	0.8	353	▲2.6	365	1.8	170	▲6.1	281	▲19.9
2	512	▲11.9	280	▲6.0	305	▲16.4	296	▲1.4	162	▲9.4	337	▲10.0
3	476	7.3	431	40.5	307	▲7.4	334	▲6.7	159	▲11.4	348	0.3
4	463	▲7.4	276	▲47.4	317	▲8.1	302	▲17.2	150	▲15.1	358	▲14.7
5	437	▲19.2	449	9.9	301	▲13.5	303	▲1.0	155	▲13.3	381	10.1
6	525	▲9.8	280	▲24.2	289	▲19.0	384	▲35.3	155	▲16.8	325	▲12.4
7	469	4.9	255	▲45.0	274	▲25.0	297	▲35.0	146	▲21.1	338	▲25.4
8	470	▲15.7	440	40.4	292	▲11.1	344	3.7	147	▲20.2	345	▲39.3
9	433	▲21.6	203	▲67.0	275	▲19.8	301	▲19.4	146	▲18.4	325	▲4.5
10	414	▲25.1	185	▲27.6	279	▲14.5	310	▲11.2	149	▲15.8	377	▲4.3
11	451	4.1	191	▲37.4	282	▲14.6	247	▲40.8	152	▲12.6	314	▲13.0
12	349	▲37.2	239	▲24.9	331	▲9.7	311	▲4.0	162	▲8.6	337	0.2
平. 29.1	501	36.4	391	35.5	316	▲10.5	419	14.8	165	▲2.8	320	13.8
2	428	▲16.4	214	▲23.6	318	4.2	405	36.7	162	▲0.1	303	▲10.1
3	359	▲24.5	281	▲34.9	322	4.9	365	9.2	154	▲3.2	296	▲14.8
4	348	▲24.7	239	▲13.4	321	1.2	350	16.0	150	▲0.1	310	▲13.5
5												
6												
7												
8												
9												
10												
11												
12												
4月平均	423	▲8.8	252	▲19.2	319	▲0.4	373	16.2	158	▲1.7	308	▲7.5

加工食品の輸出入動向

単位 { 輸入量：t
輸入価格：円/kg
増減率：%

その他の 混合調味料	加工油脂		その他の調製食品								区分 年月	
	マーガリン類		育児用調製品		酵母・イースト		スープ類		たんぱく質調製品			
	t	%	t	%	t	%	t	%	t	%		
36,862	▲1.2	10,973	10.5	9	24.5	16,570	▲4.8	20,959	16.7	7,198	10.4	23
38,172	3.6	11,530	5.1	3	▲65.6	14,944	▲9.8	21,308	1.7	6,138	▲14.7	24
32,995	▲13.6	11,815	2.5	4	38.7	15,752	5.4	21,406	0.5	6,638	8.1	25
29,594	▲10.3	13,802	16.8	3	▲21.9	15,820	0.4	20,451	▲4.5	7,733	16.5	26
28,744	▲2.9	13,468	▲2.4	2	▲36.0	18,350	16.0	18,340	▲10.3	7,565	▲2.2	27
28,943	0.7	13,603	1.0	3	25.0	17,638	▲3.9	17,545	▲4.3	8,986	18.8	28
2,698	26.6	929	▲18.2	-	-	1,370	0.7	1,239	▲16.8	633	▲5.3	平. 28.1
2,113	▲14.3	1,211	31.9	1	-	1,526	4.2	1,049	▲28.6	697	4.3	2
2,150	7.8	1,091	3.2	-	▲100.0	1,417	15.8	1,432	15.5	744	20.1	3
2,311	▲13.0	1,025	▲0.3	-	-	1,677	0.9	1,095	▲21.5	891	147.3	4
2,535	22.3	907	▲7.4	1	-	1,119	▲42.1	1,141	▲2.9	696	▲9.5	5
2,611	▲4.6	1,356	8.7	-	-	1,365	▲5.6	1,146	▲18.4	1,018	149.8	6
2,478	▲1.7	1,205	▲9.2	1	-	1,560	▲16.6	1,629	18.6	681	▲9.5	7
2,011	7.0	1,374	10.6	-	▲100.0	1,505	10.3	1,578	11.7	1,034	79.9	8
2,397	0.5	1,158	▲3.9	-	-	1,434	▲14.0	1,687	4.9	547	▲12.4	9
2,422	▲8.6	1,080	▲14.1	1	0.0	1,486	3.2	1,858	7.2	644	▲2.5	10
2,607	▲2.4	1,333	30.5	1	-	1,870	2.2	1,849	▲6.2	955	35.8	11
2,610	1.2	931	▲10.9	-	-	1,309	20.3	1,843	▲10.9	445	▲41.1	12
2,338	▲13.3	1,295	39.4	-	-	2,256	64.7	1,453	17.2	695	9.9	平. 29.1
1,574	▲25.5	930	▲23.2	-	▲100.0	1,942	27.3	1,328	26.6	609	▲12.6	2
2,224	3.5	1,071	▲1.8	1	-	1,565	10.4	1,429	▲0.2	856	15.1	3
2,591	12.1	1,038	1.2	-	-	1,678	0.1	1,231	12.5	809	▲9.2	4
												5
												6
												7
												8
												9
												10
												11
												12
8,728	▲5.9	4,334	1.8	1	0.0	7,441	24.2	5,441	13.0	2,970	0.2	4月計
196	1.5	290	0.9	688	63.0	298	▲0.6	259	▲8.4	426	0.5	23
202	3.3	289	▲0.2	699	1.7	347	16.5	283	9.3	504	18.5	24
250	23.4	341	18.0	497	▲28.9	349	0.7	322	13.6	538	6.7	25
299	19.8	353	3.5	589	18.5	395	13.0	373	15.9	539	0.1	26
333	33.5	365	7.1	711	43.0	434	24.2	397	23.2	566	5.2	27
306	▲8.2	327	▲10.6	638	▲10.3	374	▲13.7	371	▲6.4	505	▲10.8	28
347	1.2	354	2.4	-	-	372	3.7	472	16.5	458	13.5	平. 28.1
384	19.9	344	▲6.6	683	-	490	33.0	434	12.4	584	▲4.2	2
320	▲7.4	324	▲10.7	-	-	352	▲22.9	389	▲5.9	612	▲3.8	3
309	▲8.7	407	▲2.8	-	-	330	▲49.5	408	1.4	488	▲47.8	4
317	▲9.0	390	8.4	656	-	379	▲23.4	371	▲10.1	591	3.5	5
312	▲11.5	287	▲29.2	-	-	363	▲14.7	386	▲1.3	407	▲39.8	6
285	▲18.7	316	▲3.5	611	-	373	▲9.4	338	▲15.7	517	5.4	7
287	▲18.8	289	▲26.9	-	-	373	1.5	315	▲18.6	406	▲19.5	8
276	▲18.7	303	▲12.2	-	-	359	▲3.8	357	▲16.5	588	8.8	9
274	▲9.1	328	0.3	621	▲13.8	395	15.4	334	▲11.6	468	▲14.6	10
285	▲4.3	297	▲26.7	618	-	302	▲28.3	369	▲1.6	552	▲7.5	11
284	▲12.5	324	▲1.8	-	-	431	▲16.2	356	▲10.4	459	▲9.6	12
326	▲6.2	274	▲22.6	-	-	396	6.6	416	▲11.8	471	2.9	平. 29.1
324	▲15.5	365	6.3	-	-	241	▲50.8	354	▲18.4	547	▲6.3	2
376	17.4	389	20.1	670	-	448	27.3	411	5.7	642	4.9	3
293	▲5.1	374	▲8.2	-	-	308	▲6.8	432	6.1	509	4.4	4
												5
												6
												7
												8
												9
												10
												11
												12
328	▲3.3	346	▲2.9	670	▲1.9	347	▲10.1	403	▲5.0	546	2.1	4月平均

区分 年月	その他の調製食料品（つづき）											
	栄養補助食品 （主にビタミン）		ミルク調製品		コーヒーをもと とした調製品		茶をもと とした調製品		その他調製品		その他 加糖調製品	
	輸入量	増減率	輸入量	増減率	輸入量	増減率	輸入量	増減率	輸入量	増減率	輸入量	増減率
	t	%	t	%	t	%	t	%	t	%	t	%
23	907	▲3.9	141,845	7.0	7,616	▲2.9	979	6.4	163,639	12.2	226,706	6.6
24	885	▲2.3	146,670	3.4	6,704	▲12.0	850	▲13.2	174,593	6.7	242,771	7.1
25	904	2.1	144,365	▲1.6	8,972	33.8	749	▲11.9	159,166	▲8.8	250,769	3.3
26	829	▲8.2	142,976	▲1.0	9,965	11.1	661	▲11.8	158,518	▲0.4	263,322	5.0
27	854	3.0	141,548	▲1.0	8,662	▲13.1	733	11.0	143,444	▲9.5	269,186	2.2
28	959	12.3	138,828	▲1.9	9,245	6.7	636	▲13.3	144,813	1.0	272,509	1.2
平. 28.1	85	9.4	10,383	▲9.9	525	▲50.8	16	▲71.0	10,980	▲13.6	20,326	▲5.0
2	100	50.2	11,158	▲0.8	753	▲0.7	58	25.7	10,701	▲4.7	20,865	12.6
3	89	▲5.9	13,195	▲6.0	670	▲42.6	58	▲42.3	13,442	25.2	22,552	▲5.6
4	76	48.8	10,342	2.2	884	19.7	45	▲22.3	11,239	▲17.6	22,316	▲0.7
5	86	69.5	11,490	11.3	770	53.6	54	▲20.9	12,151	2.0	22,226	9.2
6	80	▲7.2	14,436	▲2.3	801	17.4	56	▲25.9	12,310	▲1.9	23,696	▲2.6
7	83	30.0	11,040	▲23.1	1,225	78.3	50	29.1	11,952	▲6.7	24,092	▲2.4
8	77	40.4	10,940	3.5	1,049	45.8	77	87.4	11,628	12.2	23,266	2.5
9	43	▲54.0	10,388	▲12.3	642	▲22.1	30	▲55.2	11,617	6.1	22,729	▲1.9
10	93	53.2	12,161	28.5	590	▲3.5	64	28.2	12,345	▲7.3	24,215	2.2
11	79	▲11.8	12,764	9.2	730	113.0	14	▲67.4	13,798	17.5	23,316	5.4
12	67	6.9	10,530	▲9.3	606	7.6	113	28.4	12,651	10.2	22,910	4.9
平. 29.1	60	▲29.6	11,096	6.9	1,050	100.0	37	128.3	13,525	23.2	19,668	▲3.2
2	52	▲48.1	10,933	▲2.0	657	▲12.7	21	▲64.0	9,837	▲8.1	20,055	▲3.9
3	111	24.6	15,798	19.7	619	▲7.6	32	▲44.7	13,644	1.5	21,801	▲3.3
4	90	17.6	11,713	13.3	513	▲41.9	68	50.3	12,109	7.7	21,384	▲4.2
5												
6												
7												
8												
9												
10												
11												
12												
4月計	313	▲10.8	49,539	9.9	2,839	0.3	158	▲11.0	49,115	5.9	82,908	▲3.7
輸入価格												
23	8,104	13.2	217	10.2	533	9.8	1,419	3.1	350	▲9.4	97	6.4
24	7,985	▲1.5	198	▲8.7	540	1.5	1,558	9.8	341	▲2.6	93	▲4.2
25	8,543	7.0	243	22.9	642	18.9	1,763	13.2	427	25.1	108	16.5
26	9,287	8.7	295	21.5	656	2.1	2,218	25.8	503	17.8	117	8.6
27	9,080	6.3	266	9.2	748	16.4	2,289	29.8	564	32.3	112	3.6
28	8,678	▲4.4	223	▲15.9	583	▲22.1	2,100	▲8.3	522	▲7.5	99	▲11.7
平. 28.1	8,780	▲10.4	254	▲14.1	735	▲1.6	6,964	274.8	592	8.6	107	▲8.9
2	8,596	▲13.7	278	▲10.2	694	▲4.7	2,764	27.6	553	0.1	104	▲11.1
3	7,693	▲17.2	264	▲10.3	598	▲3.8	2,059	63.1	548	▲9.4	102	▲9.4
4	9,549	2.3	168	▲20.1	607	▲23.2	1,380	▲49.3	539	▲2.4	99	▲15.1
5	8,090	▲8.3	195	▲22.6	576	▲29.7	2,487	19.7	523	2.4	101	▲8.7
6	8,155	▲11.4	246	▲16.8	591	▲22.5	1,211	▲43.7	500	▲16.0	96	▲19.7
7	7,373	▲16.0	204	▲20.5	501	▲33.2	1,919	▲35.3	496	▲14.4	94	▲16.0
8	10,552	23.0	214	▲15.1	606	▲25.8	1,656	▲52.2	494	▲15.1	91	▲20.4
9	9,011	3.3	203	▲17.6	534	▲31.8	3,007	14.4	482	▲13.1	94	▲14.2
10	9,203	▲0.2	208	▲15.5	466	▲31.7	1,497	▲34.8	512	▲10.9	96	▲10.7
11	8,138	4.9	208	▲20.6	632	▲20.8	6,705	75.2	493	▲11.4	100	▲1.2
12	9,522	▲2.9	225	▲7.2	490	▲38.9	1,528	▲19.8	540	▲5.1	104	▲1.3
平. 29.1	10,425	18.7	251	▲1.1	614	▲16.6	4,159	▲40.3	505	▲14.7	106	▲0.4
2	11,116	29.3	278	0.0	772	11.3	2,053	▲25.7	555	0.5	106	1.4
3	8,723	13.4	293	10.9	652	9.1	3,195	55.1	507	▲7.5	106	3.9
4	8,279	▲13.3	183	8.5	593	▲2.5	1,184	▲14.2	503	▲6.7	105	5.4
5												
6												
7												
8												
9												
10												
11												
12												
4月平均	9,318	8.1	254	4.5	655	0.5	2,399	▲6.3	515	▲7.6	106	2.6

単位 { 輸入量：t、kl
輸入価格：円/kg、円/kl
増減率：%

酒 類										区 分		
ビール		ワイン		ブランデー		ウイスキー		清 酒			合成清酒	
増減率		増減率		増減率		増減率		増減率		増減率		年 月
kl	%	kl	%	kl	%	kl	%	kl	%	kl	%	
42,370	44.0	218,007	7.2	3,065	0.7	27,248	38.7	353	▲25.4	7,530	▲39.4	23
40,666	▲4.0	268,040	23.0	2,778	▲9.4	28,580	4.9	388	9.8	3,854	▲48.8	24
42,396	4.3	276,365	3.1	2,760	▲0.7	27,321	▲4.4	340	▲12.2	3,501	▲9.2	25
39,518	▲6.8	284,205	2.8	2,538	▲8.0	25,770	▲5.7	297	▲12.7	3,243	▲7.4	26
38,146	▲3.5	294,059	3.5	3,043	19.9	31,131	20.8	341	14.8	3,225	▲0.6	27
36,372	▲4.7	280,007	▲4.8	2,559	▲15.9	37,835	21.5	493	44.5	3,031	▲6.0	28
2,393	▲12.7	21,395	4.9	145	▲36.8	3,354	45.0	63	27.1	272	22.0	平.28.1
2,181	▲6.7	19,781	▲0.2	169	▲15.5	2,648	36.8	36	▲41.8	223	▲7.6	2
3,769	30.2	22,816	0.4	311	34.0	2,370	▲1.2	136	655.4	307	27.7	3
3,067	▲10.6	22,410	▲18.2	208	▲34.8	2,639	4.6	118	557.2	257	▲0.0	4
3,630	22.6	24,867	2.9	183	0.4	3,099	8.9	4	▲82.6	240	8.3	5
3,403	▲19.0	26,311	1.5	205	▲8.7	3,458	19.7	35	37.7	393	63.6	6
3,620	▲17.5	24,138	▲11.1	259	▲9.6	2,977	0.9	46	846.1	290	▲10.7	7
3,061	▲7.8	22,218	▲5.8	205	▲11.2	4,055	62.2	-	▲100.0	170	▲10.4	8
3,139	▲0.4	22,290	▲6.4	213	▲14.9	3,176	40.3	2	▲88.5	206	▲0.1	9
2,910	▲6.0	21,542	▲18.0	183	▲41.0	2,758	2.3	14	155.0	277	▲32.6	10
2,606	▲0.7	31,688	6.0	249	▲7.0	4,132	42.3	2	▲88.5	257	▲21.0	11
2,593	▲13.6	20,550	▲10.3	230	▲26.3	3,169	8.7	36	▲5.7	140	▲59.6	12
2,408	0.6	20,719	▲3.2	105	▲27.5	2,915	▲13.1	36	▲43.2	290	6.7	平.29.1
2,303	5.6	20,321	2.7	234	38.8	2,742	3.5	56	55.6	172	▲23.0	2
2,741	▲27.3	20,917	▲8.3	211	▲32.2	3,129	32.0	41	▲69.6	306	▲0.5	3
2,892	▲5.7	21,887	▲2.3	-	▲100.0	-	▲100.0	25	▲78.8	187	▲27.2	4
												5
												6
												7
												8
												9
												10
												11
												12
10,344	▲9.3	83,844	▲3.0	550	▲33.9	8,786	▲20.2	158	▲55.2	955	▲9.9	4月計
128	▲17.8	489	▲3.7	1,996	▲8.8	894	▲11.5	115	4.3	83	▲12.6	23
135	5.7	471	▲3.7	2,155	8.0	864	▲3.3	107	▲7.4	91	10.1	24
157	16.5	562	19.2	2,408	11.7	980	13.4	131	22.8	105	15.2	25
173	9.8	616	9.6	2,668	10.8	1,111	13.4	163	24.1	110	4.6	26
192	22.2	618	10.0	2,807	16.6	1,167	19.2	117	▲11.1	117	11.5	27
178	▲7.1	586	▲5.2	2,741	▲2.3	1,031	▲11.7	89	▲23.3	99	▲15.6	28
188	▲5.7	591	▲8.8	3,259	7.2	1,115	2.5	101	▲5.2	107	▲13.3	平.28.1
181	6.7	615	1.4	3,571	49.8	1,145	▲3.1	113	▲18.0	101	▲12.7	2
174	0.4	531	1.8	2,080	▲15.2	1,178	5.7	71	▲45.5	97	▲18.3	3
195	0.3	593	6.8	2,873	56.6	1,037	▲16.7	64	▲48.2	100	▲12.1	4
172	▲12.3	546	▲1.8	2,331	▲22.2	1,055	▲17.1	97	▲14.6	96	▲16.7	5
187	0.5	529	▲11.2	2,990	7.0	1,026	▲3.5	87	▲26.1	103	▲14.9	6
174	▲6.4	499	▲12.2	2,198	▲21.2	962	▲22.8	84	▲75.8	93	▲18.6	7
180	▲6.0	559	▲11.3	2,870	▲19.0	926	▲20.5	-	-	96	▲24.7	8
177	▲14.3	620	▲6.6	2,468	▲32.1	1,016	▲19.1	88	▲24.8	98	▲8.9	9
165	▲17.3	663	2.8	3,689	50.1	1,115	▲2.6	283	169.3	93	▲22.8	10
168	▲18.6	634	▲15.9	3,084	▲21.3	920	▲17.7	91	37.8	97	▲14.8	11
182	▲7.2	662	1.1	2,312	2.0	1,001	▲10.9	132	32.5	100	▲10.7	12
193	3.0	607	2.7	3,019	▲7.4	1,037	▲7.0	114	13.7	105	▲1.4	平.29.1
171	▲5.3	624	1.4	1,869	▲47.7	1,038	▲9.3	88	▲22.2	104	2.9	2
182	4.4	561	5.7	2,182	4.9	1,070	▲9.2	110	53.8	100	2.8	3
178	▲8.6	644	8.5	-	-	-	-	106	66.0	97	▲3.2	4
												5
												6
												7
												8
												9
												10
												11
												12
181	▲1.5	609	4.8	2,208	▲20.7	1,049	▲6.1	102	30.9	102	0.5	4月平均

単位 { 輸入量：kl
輸入価格：円/kl
増減率：%

区分	酒 類 (つ づ き)			
	リキュール類		その他の酒類	
年 月	増減率		増減率	
輸入量	kl	%	kl	%
23	20,454	12.5	452,556	30.7
24	22,203	8.6	280,463	▲38.0
25	29,177	31.4	241,072	▲14.0
26	40,425	38.5	228,145	▲5.4
27	35,247	▲12.8	216,144	▲5.3
28	31,812	▲9.7	128,008	▲40.8
平. 28. 1	2,315	▲8.0	23,235	▲18.2
2	3,147	▲17.5	10,988	9.0
3	2,465	▲12.7	21,599	▲8.4
4	2,482	▲27.5	7,802	▲46.1
5	2,754	9.7	7,320	▲71.0
6	2,571	▲31.2	8,155	▲41.0
7	2,599	▲30.7	6,491	▲79.8
8	2,554	27.3	7,996	2.8
9	2,404	14.5	7,801	▲19.9
10	2,508	1.3	7,738	▲58.2
11	3,397	7.6	8,704	▲55.4
12	2,614	▲10.7	10,177	▲20.9
平. 29. 1	2,227	▲3.8	6,408	▲72.4
2	1,886	▲40.1	6,162	▲43.9
3	2,925	18.6	8,266	▲61.7
4	2,369	▲4.6	8,063	3.3
5				
6				
7				
8				
9				
10				
11				
12				
4月計	9,406	▲9.6	28,900	▲54.6
輸入価格				
23	445	▲11.1	103	▲1.8
24	428	▲3.7	122	18.7
25	450	5.0	136	12.0
26	430	▲4.4	139	2.1
27	454	0.9	141	3.6
28	452	▲0.4	177	25.6
平. 28. 1	522	19.2	124	▲4.6
2	441	10.7	161	▲4.0
3	435	▲4.9	120	▲6.4
4	438	▲0.2	197	25.8
5	446	▲0.3	219	80.1
6	482	19.3	235	59.2
7	453	5.6	205	78.7
8	454	▲17.9	225	▲10.3
9	431	▲27.0	206	15.9
10	416	▲12.1	212	49.0
11	442	▲2.8	217	66.2
12	474	0.7	210	22.9
平. 29. 1	499	▲4.4	241	94.1
2	482	9.2	236	46.3
3	443	1.8	211	75.5
4	431	▲1.6	200	1.6
5				
6				
7				
8				
9				
10				
11				
12				
4月平均	461	0.9	220	59.1

【概要】（輸出の部）

加工食品（総合）の1月の輸出数量指数は、105.9で対前年同月比24.9%と大幅に上昇した。

加工食品（酒類を除く）も、93.3で対前年同月比16.3%と大幅に上昇した。

部門別にみると、畜産加工品、製穀粉加工品、菓子、飲料、その他の調製食料品、酒類が大幅に上昇し、調味料がやや上昇した。一方、糖類が大幅に低下し、水産加工品、農産加工品がかなり大きく低下した。

加工食品（総合）の1月の輸出額は、172億円で対前年同月比37.4%と大幅に増加した。

加工食品（酒類を除く）も、139億円で対前年同月比26.2%と大幅に増加した。

部門別にみると、飲料がかなり大きく増加し、酒類がかなりの程度増加した。一方、水産加工品、農産加工品、糖類、菓子、調味料が大幅に減少し、畜産加工品、製穀粉加工品がかなり大きく減少し、その他の調製食料品がかなりの程度減少した。

表4 輸出数量指数の動向および輸出額の動向（29年4月）

	加工食品 総合	加工食品 (除酒類)	畜産加工品	水産加工品	農産加工品	製穀粉 加工品	糖類	菓子	飲料	調味料	加工油脂	その他の 調製食料品	酒類
ウエイト	10000.0	9090.9	216.1	2808.8	186.7	615.1	80.3	777.0	418.8	1436.6	12.2	2539.4	909.1
輸出数量指数	150.7	134.5	400.4	82.1	125.8	165.8	54.8	152.5	178.4	121.7	50.8	174.9	336.2
前年 同月比 (%)	31.5	23.0	158.0	▲ 35.9	61.7	58.7	▲ 13.4	121.5	48.2	16.6	▲ 17.8	55.1	93.2
前月比 (%)	▲ 7.0	▲ 7.7	0.5	▲ 13.8	0.5	▲ 18.0	▲ 18.6	4.4	▲ 6.1	7.3	55.1	▲ 12.6	▲ 3.5
輸出額	24,889	20,783	643	5,032	520	1,864	125	2,637	1,318	2,643	21	5,980	4,107
前年 同月比 (%)	65.6	59.7	34.6	▲ 9.1	▲ 27.8	▲ 26.5	▲ 41.4	▲ 2.7	15.3	▲ 13.5	▲ 23.3	▲ 5.6	2.1
前月比 (%)	▲ 6.2	▲ 3.6	▲ 1.9	2.3	▲ 8.5	▲ 10.9	▲ 55.2	3.2	0.6	2.3	59.2	▲ 9.2	▲ 17.4

単位：百万円

図5 月別輸出数量指数の推移(総合)

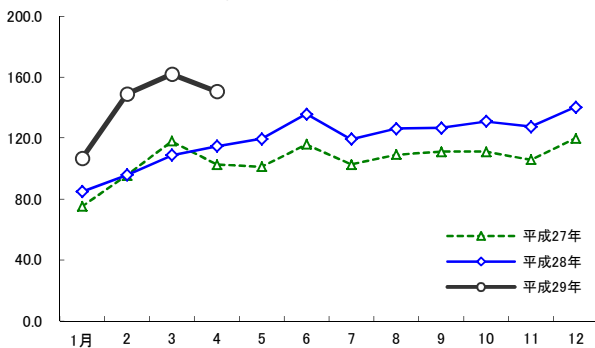


図6 月別輸出額の推移(総合)

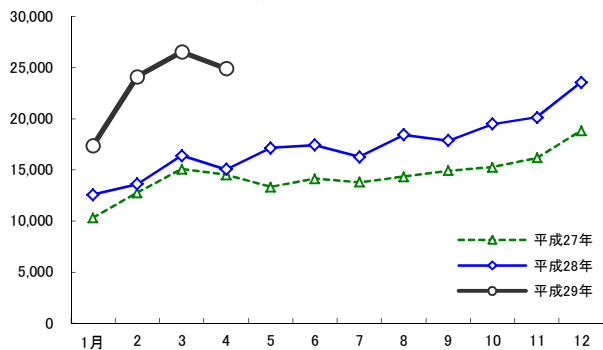


図7 月別輸出数量指数の推移(酒類除く)

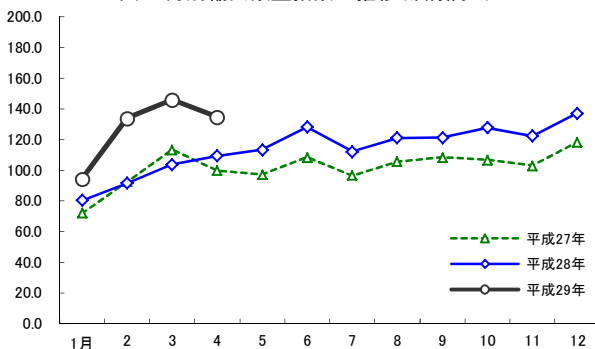


図8 月別輸出額の推移(酒類除く)

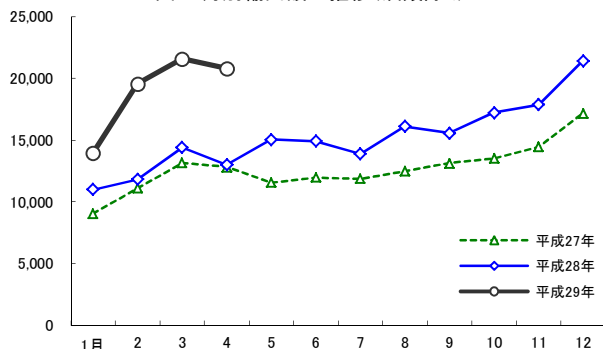


表5 加工食品の輸出数量指数の推移

	加工食品 総合	加工食品 (除く酒類)	畜産加工品	水産加工品	農産加工品		製穀粉 加工品	糖類	菓子	飲料	調味料	加工油脂	その他の 調製食料品	酒類	
					野菜部門	果実部門									
ウエイト	10,000	9,090.9	216.1	2,808.8	186.7	119.6	67.1	615.1	80.3	777.0	418.8	1,436.6	12.2	2,539.4	909.1
指数															
平.23	93.3	89.2	62.0	87.7	90.0	86.2	96.7	92.4	41.5	82.9	104.7	96.5	75.9	84.1	112.4
24	93.1	86.7	56.3	97.2	82.2	77.9	90.0	86.7	23.7	87.5	102.8	95.1	73.6	78.8	122.9
25	106.4	98.8	83.6	105.8	95.4	91.5	102.5	101.6	31.8	99.2	134.8	104.1	85.1	82.8	142.1
26	126.7	117.4	111.6	108.8	114.4	103.2	134.5	118.7	28.1	125.0	198.6	116.5	81.0	98.3	170.4
27	139.7	126.4	122.1	110.3	135.9	116.7	170.4	142.4	26.6	140.2	207.2	118.2	74.5	113.0	202.3
28	150.8	134.0	147.2	123.5	153.9	126.3	203.5	165.7	27.4	156.5	168.5	130.3	76.8	120.3	229.4
平.28.1	122.8	115.3	127.1	92.5	104.5	90.9	136.0	147.1	61.5	116.0	117.2	115.0	62.8	138.3	208.3
2	135.2	126.6	220.6	102.3	119.3	99.9	164.3	177.2	49.8	120.5	142.0	122.1	42.0	145.9	234.5
3	150.6	140.4	308.0	84.2	129.8	112.0	171.1	235.0	59.5	137.3	197.2	129.4	64.3	175.8	267.7
4	164.0	153.1	280.4	105.7	148.6	119.5	216.0	249.8	87.6	152.3	188.2	143.5	68.6	180.2	289.9
5	146.7	135.8	221.3	100.3	138.5	110.1	204.7	218.1	86.5	125.8	169.9	114.2	46.1	166.1	271.7
6	189.9	178.1	259.5	191.0	135.8	100.0	218.9	239.8	73.7	145.5	189.3	138.5	52.9	193.3	325.4
7	160.0	149.4	244.2	121.8	142.8	110.3	218.3	217.3	53.4	132.9	179.5	141.0	26.4	173.0	281.3
8	152.3	143.4	202.6	149.7	124.0	105.0	168.0	212.2	60.0	108.8	133.7	124.8	74.0	151.8	254.8
9	183.4	174.7	177.9	180.0	135.8	108.9	198.4	307.3	65.8	156.5	144.9	142.0	44.9	178.9	283.1
10	180.0	173.0	211.7	161.7	152.1	124.7	215.6	258.1	61.5	177.0	153.8	145.8	54.5	192.3	260.3
11	165.4	155.3	177.5	128.6	150.4	124.7	210.0	233.5	63.7	192.5	157.0	129.9	64.0	171.2	281.6
12	181.3	173.6	261.7	145.2	172.4	135.6	258.0	229.5	66.5	200.0	167.2	158.5	64.7	196.1	269.6
平.29.1	106.7	94.1	125.8	63.7	91.1	75.5	127.4	136.1	42.7	99.1	120.3	86.3	29.3	118.9	250.4
2	148.9	133.7	405.1	87.0	126.1	103.5	178.7	175.1	64.7	144.4	171.0	112.7	44.3	173.6	323.1
3	161.9	145.7	398.5	95.2	125.2	93.5	198.8	202.3	67.3	146.1	190.0	113.4	32.7	200.0	348.5
4	150.7	134.5	400.4	82.1	125.8	97.9	190.5	165.8	54.8	152.5	178.4	121.7	50.8	174.9	336.2
5															
6															
7															
8															
9															
10															
11															
12															
前年同月比 (%)															
平.23	▲10.3	▲12.0	▲41.2	▲9.5	▲12.6	▲14.4	▲9.2	▲7.2	▲31.2	▲17.1	▲8.2	▲3.8	▲24.1	▲15.7	8.5
24	▲1.6	▲3.0	▲25.4	▲0.5	▲4.6	▲7.7	0.8	▲4.7	▲34.4	5.0	▲3.0	▲2.5	▲3.0	▲4.6	10.2
25	14.3	14.0	48.4	8.9	16.1	17.4	13.9	17.1	34.3	13.3	31.2	9.5	15.7	5.2	15.6
26	19.1	18.8	33.5	2.8	19.9	12.8	31.2	16.8	▲11.6	26.0	47.3	11.9	▲4.7	18.7	19.8
27	10.3	7.7	9.4	1.4	18.8	13.0	26.7	20.0	▲5.4	12.2	4.3	1.4	▲8.0	14.9	18.7
28	7.9	6.0	20.6	11.9	13.3	8.3	19.4	16.4	3.0	11.7	▲18.7	10.2	3.1	6.5	13.4
平.28.1	▲2.5	▲5.0	21.1	▲23.4	17.4	24.5	7.9	13.1	▲8.6	▲2.4	▲19.0	10.4	22.0	1.5	16.5
2	16.7	15.4	19.6	24.6	5.0	2.2	9.3	32.4	11.5	13.0	▲8.8	8.3	0.7	16.2	25.0
3	11.5	11.0	24.4	▲1.8	15.0	12.8	18.4	64.4	3.7	10.1	15.1	▲0.2	▲0.9	9.0	15.1
4	11.1	9.5	▲2.3	▲15.4	33.5	25.8	44.7	58.4	45.2	36.8	▲22.6	23.3	10.6	12.3	22.4
5	11.0	9.4	7.5	13.9	17.6	▲0.1	51.2	32.0	57.6	16.5	▲11.4	▲1.1	▲13.7	6.6	21.2
6	26.0	25.3	17.5	40.1	4.7	▲2.1	12.9	34.4	44.1	51.1	▲12.0	8.2	27.2	23.2	31.0
7	3.0	0.9	13.6	4.0	22.5	8.6	44.3	▲7.3	▲10.7	30.6	▲21.1	10.7	▲64.2	▲6.0	18.4
8	0.7	▲0.5	12.4	10.1	▲2.0	3.6	▲9.1	▲4.3	▲5.1	9.8	▲44.2	6.6	85.7	▲1.3	8.9
9	18.4	18.5	1.3	31.1	13.9	10.3	18.8	83.9	8.7	18.0	▲36.1	18.7	18.7	4.8	18.2
10	6.2	6.9	45.8	22.0	0.3	2.2	▲2.0	12.6	1.0	▲4.5	▲20.3	1.2	▲44.1	6.1	1.2
11	10.3	9.6	23.3	29.7	22.3	23.1	21.2	▲3.9	▲24.7	6.8	33.9	5.2	150.9	▲0.1	15.4
12	3.8	5.5	20.6	3.0	12.7	1.0	31.2	▲1.8	▲32.3	6.8	2.2	15.6	15.9	5.5	▲7.6
平.29.1	▲13.1	▲18.4	▲1.0	▲31.1	▲12.8	▲17.0	▲6.3	▲7.5	▲30.6	▲14.6	2.6	▲25.0	▲53.4	▲14.0	20.2
2	10.1	5.6	83.7	▲15.0	5.7	3.6	8.7	▲1.2	29.8	19.8	20.4	▲7.7	5.6	19.0	37.8
3	7.5	3.8	29.4	13.1	▲3.6	▲16.6	16.2	▲13.9	13.1	6.4	▲3.7	▲12.4	▲49.1	13.8	30.2
4	▲8.1	▲12.1	42.8	▲22.3	▲15.3	▲18.1	▲11.8	▲33.6	▲37.5	0.1	▲5.2	▲15.2	▲26.0	▲2.9	16.0
5															
6															
7															
8															
9															
10															
11															
12															

資料:財務省「貿易月報」

表6 加工食品の輸出額の推移

単位:百万円

	加工食品 総合	加工食品 (除く酒類)	畜産加工品	水産加工品	農産加工 品		製穀粉 加工品	糖類	菓子	飲料	調味料	加工油脂	その他の 調製食品	酒類	
					野菜部門	果実部門									
平. 23	179,870	160,365	2,084	51,091	3,448	2,129	1,319	11,122	1,567	13,470	7,756	27,582	189	42,055	19,505
24	173,099	152,275	1,523	49,069	3,514	2,233	1,281	10,891	1,455	14,301	7,340	27,019	185	36,978	20,824
25	207,526	182,262	2,185	59,822	4,282	2,699	1,582	13,468	2,020	17,381	10,212	30,103	231	42,558	25,264
26	235,157	205,584	3,258	59,045	4,871	2,990	1,881	16,888	1,830	23,343	14,024	32,949	264	49,113	29,572
27	285,270	246,094	3,895	65,273	6,703	4,231	2,472	24,274	1,798	28,848	15,982	32,598	274	66,450	39,175
28	301,519	258,417	4,653	66,080	7,538	4,624	2,914	27,001	1,789	32,634	13,004	34,492	262	70,963	43,101
平28.1	20,530	17,371	225	4,776	471	318	153	1,549	126	2,409	760	2,398	27	4,631	3,158
2	20,195	17,137	394	3,477	534	344	191	1,814	142	2,198	947	2,704	17	4,909	3,058
3	24,662	20,493	469	3,930	611	399	212	2,365	160	2,529	1,309	2,882	26	6,212	4,170
4	26,772	22,750	478	5,534	720	457	264	2,536	213	2,710	1,143	3,056	28	6,333	4,022
5	23,132	19,768	385	5,014	622	392	230	2,183	184	2,151	1,156	2,499	18	5,555	3,365
6	26,855	22,690	467	5,276	639	360	279	2,405	141	2,559	1,302	2,965	21	6,915	4,165
7	23,660	20,181	476	4,043	659	387	272	2,170	119	2,322	1,108	3,032	10	6,241	3,479
8	21,488	18,455	354	4,511	519	314	205	2,023	136	1,973	891	2,627	27	5,393	3,034
9	27,128	23,671	305	6,783	599	362	237	2,765	161	2,855	1,096	3,016	18	6,073	3,456
10	26,731	23,340	361	5,857	676	395	281	2,558	138	3,331	1,107	3,003	20	6,288	3,392
11	27,089	23,360	295	6,769	691	409	282	2,296	133	3,632	1,064	2,806	25	5,650	3,729
12	33,275	29,201	444	10,111	797	487	310	2,336	135	3,965	1,121	3,503	25	6,764	4,074
平29.1	17,355	13,970	195	3,126	384	241	142	1,358	94	1,768	852	1,938	12	4,243	3,385
2	24,097	19,559	633	4,013	574	334	240	1,725	137	2,718	1,181	2,537	18	6,024	4,538
3	26,528	21,558	656	4,920	568	316	252	2,091	278	2,554	1,310	2,584	13	6,583	4,969
4	24,889	20,783	643	5,032	520	312	208	1,864	125	2,637	1,318	2,643	21	5,980	4,107
5															
6															
7															
8															
9															
10															
11															
12															
前年同月比 (%)															
平. 23	▲ 10.3	▲ 12.0	▲ 41.2	▲ 9.5	▲ 12.6	▲ 14.4	▲ 9.2	▲ 7.2	▲ 31.2	▲ 17.1	▲ 8.2	▲ 3.8	▲ 24.1	▲ 15.7	8.5
24	▲ 3.8	▲ 5.0	▲ 26.9	▲ 4.0	1.9	4.9	▲ 2.9	▲ 2.1	▲ 7.2	6.2	▲ 5.4	▲ 2.0	▲ 2.2	▲ 12.1	6.8
25	19.9	19.7	43.5	21.9	21.9	20.9	23.6	23.7	38.9	21.5	39.1	11.4	24.9	15.1	21.3
26	13.3	12.8	49.1	▲ 1.3	13.8	10.8	18.9	25.4	▲ 9.4	34.3	37.3	9.5	14.3	15.4	17.1
27	21.3	19.7	19.5	10.5	37.6	41.5	31.4	43.7	▲ 1.8	23.6	14.0	▲ 1.1	3.8	35.3	32.5
28	5.7	5.0	19.5	1.2	12.5	9.3	17.9	11.2	▲ 0.5	13.1	▲ 18.6	5.8	▲ 4.3	6.8	10.0
平28.1	▲ 4.3	▲ 8.6	2.9	▲ 30.1	19.7	37.1	▲ 5.2	9.0	2.6	4.9	▲ 27.9	5.0	17.3	6.4	28.4
2	13.5	15.6	39.9	8.7	15.1	24.4	1.4	30.8	13.1	17.9	▲ 15.4	7.7	6.6	27.1	3.4
3	16.2	12.3	16.8	▲ 6.0	21.7	28.5	10.6	60.2	34.5	15.0	3.5	▲ 2.0	▲ 5.5	21.1	39.9
4	14.4	14.3	12.8	▲ 4.1	46.4	42.8	53.2	56.8	39.7	36.3	▲ 21.7	17.7	3.4	17.9	14.6
5	2.9	3.7	15.9	▲ 5.6	16.6	9.7	30.6	22.7	41.0	13.8	▲ 13.8	▲ 0.7	▲ 20.5	6.6	▲ 1.5
6	17.9	18.5	24.4	13.4	7.4	▲ 0.8	20.2	22.9	▲ 9.0	45.6	▲ 17.6	6.5	25.9	31.2	14.8
7	▲ 4.2	▲ 5.0	31.6	▲ 17.8	24.6	14.2	43.1	▲ 20.0	▲ 16.8	27.8	▲ 30.9	8.1	▲ 71.3	▲ 1.3	1.0
8	▲ 9.0	▲ 10.1	9.7	▲ 15.5	▲ 2.9	▲ 3.4	▲ 2.1	▲ 21.5	▲ 10.3	9.1	▲ 47.8	5.5	48.3	▲ 3.3	▲ 1.5
9	13.6	13.7	4.2	35.9	3.1	▲ 4.8	18.2	51.7	10.0	18.8	▲ 30.8	13.9	24.7	▲ 4.3	13.5
10	▲ 1.1	▲ 2.0	36.6	10.4	▲ 7.1	▲ 12.3	1.4	4.0	0.5	▲ 8.8	▲ 14.7	▲ 5.6	▲ 52.8	▲ 6.9	5.9
11	8.9	7.3	16.5	21.0	14.6	6.0	29.9	▲ 11.9	▲ 33.3	6.4	20.3	4.6	167.1	2.1	20.7
12	3.8	5.4	20.9	10.1	6.6	▲ 0.7	20.7	▲ 5.0	▲ 36.6	5.5	3.1	10.9	10.0	0.7	▲ 6.5
平29.1	▲ 15.5	▲ 19.6	▲ 13.2	▲ 34.5	▲ 18.5	▲ 24.1	▲ 6.9	▲ 12.3	▲ 25.6	▲ 26.6	12.1	▲ 19.2	▲ 57.6	▲ 8.4	7.2
2	19.3	14.1	60.7	15.4	7.4	▲ 2.7	25.5	▲ 4.9	▲ 3.9	23.7	24.7	▲ 6.2	2.8	22.7	48.4
3	7.6	5.2	39.9	25.2	▲ 7.0	▲ 20.7	18.8	▲ 11.6	74.4	1.0	0.1	▲ 10.4	▲ 49.8	6.0	19.2
4	▲ 7.0	▲ 8.6	34.6	▲ 9.1	▲ 27.8	▲ 31.8	▲ 21.0	▲ 26.5	▲ 41.4	▲ 2.7	15.3	▲ 13.5	▲ 23.3	▲ 5.6	2.1
5															
6															
7															
8															
9															
10															
11															
12															

資料:財務省「貿易月報」

【統計表】（輸出の部）

区分 年月	畜産											
	ソーセージ		鶏肉調製品		牛肉調製品		豚肉調製品		その他畜産調製品		アイスクリーム類	
	kg	増減率	kg	増減率	kg	増減率	kg	増減率	kg	増減率	kg	増減率
平. 23	30,317	▲21.2	142,468	▲49.6	9,557	▲44.8	342,677	▲47.2	673,962	22.4	1,035,491	▲25.1
24	13,708	▲54.8	73,178	▲48.6	6,975	▲27.0	450,107	31.4	575,442	▲14.6	1,348,786	30.3
25	25,047	82.7	60,863	▲16.8	11,812	69.3	1,496,304	232.4	393,354	▲31.6	1,614,701	19.7
26	28,275	12.9	64,812	6.5	15,506	31.3	1,373,647	▲8.2	234,642	▲40.3	3,018,361	86.9
27	21,639	▲23.5	83,292	28.5	54,321	250.3	1,279,709	▲6.8	126,295	▲46.2	3,544,666	17.4
28	29,307	35.4	108,318	30.0	68,639	26.4	2,030,021	58.6	189,924	50.4	3,873,943	9.3
平. 28.1	844	▲36.4	2,172	▲82.2	3,254	70.5	114,362	130.3	6,716	10.7	124,733	17.9
2	1,103	▲15.2	5,576	24.4	3,679	38.9	118,196	36.3	10,418	8.0	435,437	42.5
3	1,134	▲50.1	6,817	5.6	5,519	1,177.5	117,746	▲9.6	9,082	▲33.7	603,086	27.4
4	3,021	59.4	3,032	▲60.6	6,918	18.0	227,839	54.6	8,244	57.6	379,230	▲26.1
5	2,219	▲11.5	8,547	4.6	2,736	▲39.4	130,861	92.9	3,184	▲67.7	426,777	16.9
6	2,833	113.7	3,490	▲9.8	5,550	▲30.9	154,742	4.7	24,861	102.6	347,315	▲6.9
7	2,175	21.8	20,582	150.6	7,588	113.1	149,220	86.6	14,230	▲15.7	349,106	0.3
8	1,004	▲37.9	8,479	5.8	7,496	195.5	167,119	89.2	30,495	273.0	263,406	▲8.0
9	2,785	116.1	8,037	288.1	6,761	1.2	194,960	64.9	11,163	▲28.5	219,381	1.9
10	2,585	24.0	22,734	558.2	9,363	113.6	165,613	156.7	23,043	153.8	207,976	16.5
11	6,457	225.3	9,661	▲26.1	5,216	▲0.4	174,216	8.6	31,314	133.5	200,816	59.5
12	3,147	39.9	9,191	64.7	4,559	▲46.6	315,147	127.3	17,174	169.9	316,680	24.7
平. 29.1	1,077	27.6	3,353	54.4	4,914	51.0	117,267	2.5	15,900	136.7	173,612	39.2
2	2,007	82.0	9,453	69.5	5,433	47.7	258,405	118.6	26,173	151.2	751,078	72.5
3	845	▲25.5	5,042	▲26.0	3,912	▲29.1	252,280	114.3	12,638	39.2	691,120	14.6
4	1,221	▲59.6	7,251	139.1	3,813	▲44.9	297,176	30.4	9,172	11.3	711,789	87.7
5												
6												
7												
8												
9												
10												
11												
12												
4月計	5,150	▲15.6	25,099	42.6	18,072	▲6.7	925,128	60.0	63,883	85.4	2,327,599	50.9
輸出価格												
平. 23	1,367	36.2	280	9.2	698	▲2.1	251	24.7	359	▲32.5	544	8.7
24	1,532	12.1	576	105.8	633	▲9.3	239	▲4.7	442	23.1	504	▲7.4
25	1,491	▲2.7	754	30.9	1,839	190.5	203	▲15.2	560	26.7	533	5.8
26	1,608	7.8	783	3.9	915	▲50.2	244	20.1	970	73.3	526	▲1.2
27	1,768	18.6	789	4.7	980	▲46.7	289	42.4	1,222	118.3	567	6.3
28	1,607	▲9.1	809	2.5	1,178	20.3	238	▲17.9	1,138	▲6.9	610	7.7
平. 28.1	1,863	6.6	967	▲5.0	1,245	19.4	278	▲34.1	823	▲61.4	659	▲7.6
2	1,920	2.6	637	▲17.3	1,665	49.7	284	9.7	1,568	▲26.1	592	25.1
3	2,133	23.5	454	▲48.5	1,026	26.3	210	▲16.5	1,546	15.5	492	▲10.6
4	1,949	0.4	871	51.9	1,065	14.5	242	▲8.8	1,560	18.1	583	21.7
5	1,728	3.3	837	▲17.9	899	▲10.8	204	▲42.8	2,002	130.3	599	11.3
6	1,749	▲8.7	855	65.6	1,114	14.5	212	▲29.7	913	4.3	675	14.8
7	1,808	4.3	993	83.7	1,205	16.5	269	4.4	1,712	37.9	684	15.8
8	1,766	20.8	856	10.9	1,163	14.3	176	▲41.0	1,348	24.4	660	7.4
9	1,963	2.0	1,039	18.1	1,147	20.8	241	▲15.6	824	6.6	612	▲0.9
10	1,537	▲14.8	557	▲41.5	1,232	17.4	276	▲28.4	786	▲32.8	698	11.3
11	1,064	▲32.0	1,038	67.9	1,116	15.2	244	▲11.9	829	▲6.2	593	▲11.2
12	1,367	▲29.5	796	▲20.5	1,326	44.2	232	▲11.7	1,141	▲40.0	651	5.9
平. 29.1	1,900	2.0	974	0.7	1,252	0.6	194	▲30.1	920	11.7	565	▲14.2
2	1,562	▲18.7	887	39.2	1,202	▲27.8	255	▲10.1	889	▲43.3	543	▲8.4
3	1,766	▲17.2	1,013	123.1	1,766	72.1	188	▲10.4	1,782	15.2	580	17.8
4	1,840	▲5.6	938	7.7	1,122	5.3	256	6.0	1,695	8.7	564	▲3.2
5												
6												
7												
8												
9												
10												
11												
12												
4月平均	1,732	▲11.9	939	45.0	1,321	10.2	229	▲8.6	1,189	▲16.0	562	1.0

加工食品の輸出入動向

単位 輸出量：kg
輸出価格：円/kg
増減率：%

加工食品											区分	
れん乳		粉乳		バター		プロセスチーズ		ナチュラルチーズ		ヨーグルト		
増減率		増減率		増減率		増減率		増減率		増減率		年月
kg	%	kg	%	kg	%	kg	%	kg	%	kg	%	
68,698	▲54.3	513,807	▲67.3	621	▲34.5	238,314	▲14.9	936	▲21.3	7,690	▲45.0	23
13,292	▲80.7	68,394	▲86.7	793	27.7	226,134	▲5.1	240	▲74.4	4,935	▲35.8	24
22,346	68.1	131,826	92.7	1,651	108.2	340,585	50.6	3,492	1,355.0	25,888	424.6	25
113,764	409.1	188,609	43.1	5,604	239.4	387,257	13.7	14,316	310.0	66,369	156.4	26
74,947	▲34.1	203,976	8.1	1,773	▲68.4	529,258	36.7	22,769	59.0	87,195	31.4	27
89,359	19.2	190,340	▲6.7	1,772	▲0.1	578,995	9.4	50,377	121.3	61,717	▲29.2	28
9,054	147.6	17,464	18.9	100	▲71.4	41,229	5.2	3,174	72.6	5,334	144.3	平.28.1
3,113	20.5	1,232	▲95.2	260	160.0	31,156	▲0.4	5,010	-	7,145	129.3	2
7,774	233.9	21,449	800.8	220	29.4	43,993	▲5.2	4,328	35.5	4,063		3
5,136	▲18.0	37,269	29.7	-	▲100.0	66,918	50.8	8,276	191.6	4,263	▲31.0	4
5,018	▲53.5	5,229	▲68.2	420	-	35,813	13.0	3,011	▲47.3	4,014	▲28.4	5
5,026	32.7	33,745	635.0	-	▲100.0	59,867	21.2	7,236	-	5,940	▲6.5	6
7,897	293.1	16,572	▲34.5	351	401.4	56,180	43.7	5,945	174.1	5,380	▲27.3	7
4,873	▲59.1	8,106	▲44.0	-	▲100.0	46,912	16.1	240	▲72.3	4,447	▲18.1	8
5,121	▲30.5	13,683	▲48.4	-	-	36,518	▲8.3	1,493	▲0.5	6,923	11.2	9
7,778	▲35.0	18,055	10.7	246	-	60,392	35.0	5,565	1,445.8	6,781	▲41.0	10
6,541	513.0	1,309	▲82.4	-	-	43,094	▲11.8	1,779	58.4	2,874	▲71.4	11
22,028	96.6	16,227	▲24.1	175	▲61.5	56,923	▲23.0	4,320	36.5	4,553	▲72.5	12
7,470	▲17.5	5,099	▲70.8	-	▲100.0	20,640	▲49.9	1,500	▲52.7	3,138	▲41.2	平.29.1
12,236	293.1	20,547	1,567.8	189	▲27.3	48,201	54.7	4,133	▲17.5	4,443	▲37.8	2
6,249	▲19.6	36,947	72.3	467	112.3	71,153	61.7	6,816	57.5	5,333	31.3	3
10,933	112.9	31,694	▲15.0	400	-	53,095	▲20.7	11,009	33.0	6,933	62.6	4
												5
												6
												7
												8
												9
												10
												11
												12
36,888	47.1	94,287	21.8	1,056	82.1	193,089	5.3	23,458	12.8	19,847	▲4.6	4月計
804	1.8	1,478	▲14.2	1,995	▲19.8	1,196	11.3	967	▲35.1	428	▲18.8	23
556	▲30.9	1,419	▲4.0	2,540	27.3	1,338	11.8	1,025	6.0	943	120.2	24
514	▲7.4	1,471	3.7	2,406	▲5.3	1,362	1.8	1,448	41.3	654	▲30.6	25
641	24.6	1,561	6.1	984	▲59.1	1,485	9.0	1,391	▲3.9	432	▲33.9	26
570	10.8	1,376	▲6.5	2,914	21.1	1,500	10.1	1,511	4.4	547	▲16.4	27
979	71.8	1,508	9.6	2,976	2.1	1,540	2.7	1,316	▲12.9	588	7.5	28
462	▲25.2	1,448	▲4.8	3,180	24.8	1,479	▲8.4	1,374	▲10.1	565	▲4.8	平.28.1
1,590	137.6	1,952	49.4	4,100	91.6	1,776	16.3	1,360	-	528	▲9.9	2
813	29.9	1,847	12.6	3,018	16.9	1,525	8.7	1,348	▲2.0	638	▲6.4	3
870	27.6	1,343	▲2.4	-	-	1,571	9.0	1,345	▲20.4	516	▲21.2	4
1,473	210.2	2,321	81.4	2,979	-	1,557	3.6	1,370	▲4.9	516	▲15.9	5
2,219	182.8	1,430	▲22.5	-	-	1,511	1.9	1,309	-	582	16.5	6
1,696	68.2	1,712	27.6	2,145	▲37.2	1,540	0.2	1,168	▲23.4	593	17.5	7
1,516	164.7	1,774	5.6	-	-	1,444	▲10.4	1,008	▲36.0	579	3.4	8
1,381	215.4	1,519	27.8	-	-	1,612	1.4	1,329	2.2	668	14.0	9
690	60.3	860	▲41.6	2,789	-	1,504	▲2.9	1,318	▲11.1	632	16.9	10
741	▲32.0	2,599	37.0	-	-	1,672	12.3	1,345	▲40.9	691	17.8	11
498	▲14.3	1,656	47.9	3,063	33.0	1,422	3.0	1,316	▲6.8	558	34.3	12
486	5.2	1,662	14.8	-	-	1,570	6.2	1,444	5.1	597	5.6	平.29.1
487	▲69.4	1,466	▲24.9	3,180	▲22.4	1,513	▲14.8	1,452	6.7	609	15.5	2
574	▲29.3	1,579	▲14.5	2,653	▲12.1	1,350	▲11.5	1,448	7.4	551	▲13.6	3
1,056	21.4	1,050	▲21.8	1,285	-	1,350	▲14.1	1,469	9.3	541	4.8	4
												5
												6
												7
												8
												9
												10
												11
												12
670	▲15.6	1,381	▲8.9	2,229	▲36.9	1,414	▲10.2	1,458	7.8	568	2.1	4月平均

区分 年月	水産加工品											
	さけ調製品		にしん		いわし調製品		まぐろ缶		かつお・まぐろ類 調製品		さば	
	増減率	増減率	増減率	増減率	増減率	増減率	増減率	増減率	増減率	増減率	増減率	
輸出量	kg	%	kg	%	kg	%	kg	%	kg	%	kg	%
23	26,587	▲75.2	170,279	▲30.8	26,028	▲73.7	470,411	▲14.0	388,083	47.3	1,715,840	▲43.2
24	17,968	▲32.4	152,807	▲10.3	25,512	▲2.0	463,763	▲1.4	197,646	▲49.1	4,099,946	138.9
25	34,354	91.2	251,033	64.3	81,957	221.2	767,836	65.6	174,595	▲11.7	3,237,532	▲21.0
26	41,890	21.9	307,952	22.7	37,704	▲54.0	465,957	▲39.3	101,809	▲41.7	3,643,500	12.5
27	67,677	61.6	227,177	▲26.2	51,624	36.9	413,981	▲11.2	131,598	29.3	2,666,838	▲26.8
28	70,471	4.1	211,850	▲6.7	51,335	▲0.6	430,783	4.1	348,799	165.0	3,637,555	36.4
平. 28.1	4,605	▲4.5	9,617	22.1	1,942	▲18.7	16,742	▲0.5	16,419	33.2	199,697	4.3
2	5,532	36.0	12,352	10.7	5,779	95.2	33,191	4.2	19,438	227.5	223,692	▲42.7
3	3,816	▲13.6	10,264	▲61.9	2,935	8.9	-	▲100.0	11,346	▲11.7	212,070	▲17.5
4	5,393	160.9	19,481	▲22.3	4,062	13.7	36,061	119.3	15,924	▲11.4	195,123	▲37.3
5	1,988	▲75.1	12,424	▲8.2	3,679	▲25.3	15,796	▲49.4	15,488	171.3	261,239	▲5.9
6	8,563	43.8	24,915	69.0	4,035	▲33.5	199,899	987.2	58,364	274.7	601,440	204.9
7	6,826	148.1	25,926	▲24.6	6,119	▲1.6	32,515	72.8	38,479	323.4	172,456	5.5
8	5,546	74.7	20,947	22.3	4,156	7.4	31,116	▲79.7	32,636	742.2	190,087	8.0
9	9,260	▲15.8	25,722	▲13.8	6,156	18.9	16,650	▲53.7	47,485	559.9	250,889	66.5
10	4,967	▲21.5	18,359	11.6	2,314	▲45.1	31,388	683.3	33,810	67.5	234,338	8.5
11	7,223	4.9	13,471	22.7	5,338	45.6	1,490	▲92.7	15,974	186.1	626,427	243.6
12	6,752	▲18.1	18,372	▲3.7	4,820	▲17.8	15,935	▲53.8	43,436	184.0	470,097	207.0
平. 29.1	2,890	▲37.2	11,154	16.0	1,055	▲45.7	360	▲97.8	12,962	▲21.1	147,164	▲26.3
2	4,135	▲25.3	19,973	61.7	5,080	▲12.1	45,061	35.8	27,611	42.0	261,245	16.8
3	10,060	163.6	27,836	171.2	3,877	32.1	40,270	-	9,706	▲14.5	259,723	22.5
4	5,337	▲1.0	10,660	▲45.3	6,073	49.5	16,535	▲54.1	10,513	▲34.0	62,633	▲67.9
5												
6												
7												
8												
9												
10												
11												
12												
4月計	22,422	15.9	69,623	34.6	16,085	9.3	102,226	18.9	60,792	▲3.7	730,765	▲12.0
輸出価格												
23	1,459	49.7	1,562	▲1.2	1,317	66.2	802	▲9.9	979	▲24.7	421	▲0.1
24	1,481	1.5	1,405	▲10.1	1,634	24.1	942	17.5	1,334	36.3	452	7.4
25	1,786	20.6	1,359	▲3.3	818	▲50.0	920	▲2.3	1,401	5.0	497	9.8
26	1,729	▲3.2	1,382	1.8	1,537	88.0	1,229	33.5	1,664	18.8	512	3.2
27	1,529	▲14.4	1,557	14.6	1,557	90.4	1,275	38.6	1,563	11.6	561	13.0
28	1,693	10.7	1,517	▲2.5	1,686	8.3	1,057	▲17.1	1,409	▲9.9	509	▲9.2
平. 28.1	2,030	55.2	1,264	▲15.6	1,596	1.1	1,547	▲9.3	1,975	33.9	525	▲5.3
2	1,320	▲18.5	1,445	8.4	1,594	19.7	1,625	0.2	1,534	5.0	492	▲11.2
3	1,790	28.0	1,357	▲13.1	1,632	53.6	-	-	1,547	26.5	494	▲21.0
4	1,353	▲21.0	1,391	▲18.5	1,560	▲3.3	1,524	▲4.7	1,612	32.6	569	10.4
5	2,065	135.6	1,335	0.8	1,826	30.3	1,611	3.5	1,610	▲9.9	550	0.1
6	1,453	▲17.3	1,415	▲7.8	1,947	17.7	580	▲66.9	1,111	▲22.9	424	▲28.3
7	1,781	8.4	1,731	10.3	1,658	19.2	1,384	▲10.9	1,442	▲10.5	532	▲4.2
8	1,395	▲3.9	1,549	14.6	1,465	▲20.7	1,403	86.6	1,316	▲32.9	560	0.3
9	1,574	7.5	1,805	3.2	1,538	20.3	1,339	▲15.6	1,389	▲25.7	551	▲3.4
10	1,397	▲12.4	1,522	▲2.6	1,904	▲5.3	1,408	7.1	1,331	▲23.2	561	2.7
11	2,105	18.8	1,551	5.1	1,770	▲0.9	1,312	▲10.3	1,740	▲18.8	490	▲9.8
12	2,271	18.1	1,416	▲11.0	1,861	13.2	1,374	▲17.0	1,362	▲20.0	530	▲11.6
平. 29.1	1,896	▲6.6	1,764	39.6	1,710	7.1	1,678	8.5	1,700	▲14.0	588	12.1
2	1,630	23.5	1,486	2.9	1,333	▲16.4	1,534	▲5.6	1,459	▲4.9	548	11.2
3	917	▲48.7	1,759	29.7	1,421	▲12.9	1,665	-	1,843	19.1	529	7.2
4	1,833	35.5	1,580	13.6	2,433	56.0	1,432	▲6.0	1,768	9.6	750	31.6
5												
6												
7												
8												
9												
10												
11												
12												
4月平均	1,393	▲12.4	1,654	20.5	1,794	12.7	1,570	0.2	1,625	▲2.7	566	9.2

加工食品の輸出入動向

単位 輸出量：kg
輸出価格：円/kg
増減率：%

(つ づ き)											区 分	
かたくちいわし		その他の魚調製品		魚肉ソーセージ		かまぼこ類		魚卵調製品		かに調製品		
kg	増減率	kg	増減率	kg	増減率	kg	増減率	kg	増減率	kg	増減率	年月
67,754	▲51.1	251,070	▲39.5	792,115	▲11.6	7,223,749	▲4.3	667,995	0.0	1,056,580	1.2	
56,967	▲15.9	374,569	49.2	968,797	22.3	7,003,081	▲3.1	812,728	21.7	996,406	▲5.7	24
72,828	27.8	635,449	69.6	1,065,468	10.0	7,680,844	9.7	931,954	14.7	863,832	▲13.3	25
86,235	18.4	474,728	▲25.3	1,375,177	29.1	8,503,926	10.7	990,587	6.3	883,603	2.3	26
92,532	7.3	810,704	70.8	1,571,220	14.3	9,684,714	13.9	1,002,040	1.2	636,285	▲28.0	27
171,237	85.1	780,306	▲3.7	1,357,594	▲13.6	10,883,905	12.4	978,220	▲2.4	537,273	▲15.6	28
1,283	▲55.0	28,564	26.4	93,060	▲14.9	900,859	16.5	79,757	11.0	22,215	▲6.4	平. 28.1
6,058	▲17.2	33,695	▲74.8	75,932	▲46.9	715,567	2.0	78,634	▲3.4	134,202	2,600.2	2
25,209	2,305.4	35,663	32.4	98,825	▲37.6	820,621	6.6	77,308	21.6	28,165	▲77.2	3
32,024	1,183.0	39,068	▲89.9	134,236	▲8.5	900,575	7.2	81,637	24.9	7,756	▲52.8	4
28,601	923.3	27,617	22.9	67,854	▲54.4	711,801	6.5	74,668	▲23.4	51,262	▲54.9	5
10,785	▲58.4	53,624	116.2	138,406	24.9	957,990	5.3	73,135	0.2	93,685	252.8	6
15,083	29.7	28,076	▲7.3	103,332	▲18.4	814,996	5.7	84,546	▲5.1	23,626	88.2	7
2,409	▲76.5	55,732	104.3	134,384	6.3	813,750	26.3	74,826	▲0.2	10,853	▲89.7	8
16,880	148.7	198,079	487.5	126,154	▲1.8	792,912	▲0.1	95,189	▲3.7	34,318	▲35.7	9
4,616	▲23.1	149,302	361.0	166,645	47.1	1,110,132	3.5	84,563	▲15.3	13,122	▲89.9	10
9,949	▲6.7	81,313	124.4	117,624	▲13.3	1,125,897	38.8	77,947	3.9	10,582	41.9	11
18,340	287.2	49,573	49.5	101,142	▲18.2	1,218,805	31.0	96,010	▲14.1	107,487	484.3	12
2,064	60.9	40,553	42.0	114,987	23.6	661,686	▲26.5	55,833	▲30.0	37,974	70.9	平. 29.1
4,977	▲17.8	47,152	39.9	96,113	26.6	913,934	27.7	88,197	12.2	101,967	▲24.0	2
11,061	▲56.1	30,582	▲14.2	113,754	15.1	950,545	15.8	99,754	29.0	27,202	▲3.4	3
13,233	▲58.7	44,860	14.8	133,073	▲0.9	790,149	▲12.3	84,724	3.8	31,613	307.6	4
												5
												6
												7
												8
												9
												10
												11
												12
31,335	▲51.5	163,147	19.1	457,927	13.9	3,316,314	▲0.6	328,508	3.5	198,756	3.3	4月計
1,306	41.4	1,587	9.9	535	▲0.0	863	▲4.7	2,058	▲2.7	656	▲14.0	23
1,534	17.4	1,153	▲27.4	565	5.5	870	0.8	2,229	8.3	719	9.5	24
1,312	▲14.4	991	▲14.0	574	1.7	886	1.8	2,482	11.3	756	5.2	25
1,432	9.1	1,332	34.4	579	0.7	924	4.3	2,370	▲4.5	805	6.4	26
1,469	11.9	1,053	6.3	607	5.7	967	9.2	2,693	8.5	1,036	37.0	27
1,287	▲12.3	1,150	9.2	587	▲3.3	984	1.8	2,853	6.0	1,219	17.7	28
2,614	32.7	1,283	▲36.2	584	▲4.1	938	1.0	3,086	3.9	1,300	▲14.0	平. 28.1
1,927	7.0	1,740	157.2	638	6.0	1,000	3.9	2,739	21.7	918	▲62.3	2
1,418	▲59.5	1,460	▲24.1	575	▲5.5	978	0.9	2,929	16.2	1,107	32.3	3
914	▲60.6	1,609	185.4	572	▲6.2	985	6.6	2,774	9.1	2,183	165.8	4
866	▲62.0	1,574	▲16.9	644	13.1	991	▲0.7	2,791	▲4.9	1,147	44.4	5
1,627	132.2	1,527	▲28.4	591	▲7.1	1,042	5.1	2,943	20.6	1,096	▲8.7	6
1,447	0.9	2,227	10.4	557	▲10.7	1,025	5.3	2,829	▲2.2	1,691	▲18.3	7
2,330	94.6	1,222	▲36.9	584	1.9	1,012	3.4	2,869	6.5	2,311	142.8	8
1,312	▲17.5	746	▲61.5	598	▲3.5	1,023	4.5	2,903	2.5	1,561	37.0	9
2,349	7.6	733	▲61.4	578	▲5.1	963	1.0	2,861	18.0	2,208	121.4	10
1,725	▲10.4	1,088	▲18.3	579	▲9.8	957	▲4.4	2,860	▲5.6	2,153	27.7	11
1,116	▲45.3	1,728	▲9.3	579	▲1.2	939	▲2.1	2,688	▲0.8	1,143	▲50.5	12
2,110	▲19.3	1,258	▲2.0	586	0.4	946	0.9	3,217	4.2	1,417	9.0	平. 29.1
2,265	17.5	1,215	▲30.2	601	▲5.9	966	▲3.4	3,491	27.5	1,026	11.7	2
1,407	▲0.7	2,075	42.1	582	1.2	971	▲0.7	3,359	14.6	1,727	56.0	3
1,484	62.3	1,521	▲5.5	604	5.5	1,062	7.8	2,951	6.4	2,449	12.1	4
												5
												6
												7
												8
												9
												10
												11
												12
1,622	30.9	1,471	▲4.1	593	0.9	986	1.3	3,265	13.3	1,423	36.7	4月平均

区分 年月	水産加工品（つづき）						農産					
	えび調製品		あわび調製品		その他水産調製品		野菜酢漬類		調製トマト		調製きのこ	
	kg	増減率	kg	増減率	kg	増減率	kg	増減率	kg	増減率	kg	増減率
輸出量	kg	%	kg	%	kg	%	kg	%	kg	%	kg	%
23	299,306	▲12.2	31,293	▲13.3	7,234,533	▲8.6	617,730	▲32.7	86,530	1,764.9	67,576	▲17.5
24	232,115	▲22.4	16,245	▲48.1	7,213,750	▲0.3	511,004	▲17.3	2,689	▲96.9	56,353	▲16.6
25	259,853	12.0	27,609	70.0	8,555,549	18.6	496,312	▲2.9	5,388	100.4	91,656	62.6
26	323,638	24.5	26,551	▲3.8	8,064,738	▲5.7	458,815	▲7.6	11,896	120.8	67,967	▲25.8
27	514,830	59.1	28,413	7.0	7,792,500	▲3.4	542,421	18.2	12,073	1.5	82,689	21.7
28	384,400	▲25.3	27,779	▲2.2	8,881,433	14.0	538,597	▲0.7	2,167	▲82.1	90,797	9.8
平. 28.1	48,848	108.6	1,038	▲74.6	482,730	▲31.6	37,814	▲18.9	-	▲100.0	8,006	236.7
2	56,072	185.3	1,400	▲41.5	563,676	51.9	44,073	9.2	-	▲100.0	4,044	▲29.4
3	46,336	14.6	2,911	▲20.9	400,527	2.9	67,066	44.2	-	▲100.0	4,647	▲68.5
4	21,884	▲63.4	4,038	▲33.1	538,717	▲4.4	23,862	▲41.7	-	▲100.0	10,007	456.3
5	24,484	▲41.3	3,060	139.2	550,903	22.5	57,928	17.1	1,296	-	3,518	▲70.4
6	29,310	▲54.7	2,699	▲28.5	1,156,105	46.3	39,530	▲6.0	115	-	7,898	133.0
7	26,816	▲54.8	8,215	501.4	626,264	▲8.7	56,620	▲8.7	-	▲100.0	6,245	35.0
8	21,874	▲33.8	710	▲66.4	958,985	15.0	32,812	44.7	-	▲100.0	9,500	▲16.3
9	20,117	▲56.0	705	▲38.6	1,144,999	36.3	45,764	▲29.6	210	▲74.4	10,120	264.7
10	23,758	▲56.4	1,531	31.1	954,678	28.2	65,150	65.5	546	-	10,890	▲1.9
11	38,069	151.2	351	▲53.5	700,599	24.0	29,884	▲19.0	-	-	6,481	▲9.6
12	26,832	▲53.4	1,121	81.1	803,250	▲5.9	38,094	▲24.5	-	-	9,441	65.6
平. 29.1	8,623	▲82.3	779	▲25.0	316,038	▲34.5	45,988	21.6	-	-	2,082	▲74.0
2	29,288	▲47.8	417	▲70.2	412,378	▲26.8	33,388	▲24.2	20,900	-	5,467	35.2
3	52,555	13.4	6,608	127.0	387,929	▲3.1	51,633	▲23.0	5,808	-	8,060	73.4
4	23,700	8.3	1,860	▲53.9	409,920	▲23.9	48,638	103.8	-	-	11,553	15.4
5												
6												
7												
8												
9												
10												
11												
12												
4月計	114,166	▲34.1	9,664	3.0	1,526,265	▲23.1	179,647	4.0	26,708	-	27,162	1.7
輸出価格												
23	1,555	20.7	77,721	21.1	5,137	▲1.4	505	10.3	73	▲70.9	1,020	21.2
24	1,659	6.7	65,724	▲15.4	4,865	▲5.3	525	3.9	194	165.7	967	▲5.2
25	1,822	9.8	65,694	▲0.0	5,073	4.3	561	6.7	396	104.3	896	▲7.3
26	2,061	13.1	76,684	16.7	5,048	▲0.5	574	2.4	419	5.8	940	4.8
27	1,600	▲12.2	84,871	29.2	5,723	12.8	616	9.9	502	26.8	1,421	58.5
28	2,006	25.4	56,602	▲33.3	4,992	▲12.8	626	1.6	908	80.9	942	▲33.7
平. 28.1	1,337	▲39.4	73,489	▲7.7	6,695	▲9.0	550	▲8.2	-	-	793	▲11.8
2	1,449	▲32.2	59,296	▲27.7	3,392	▲21.3	648	12.4	-	-	980	0.5
3	1,730	8.9	87,610	▲2.2	5,598	▲7.4	590	▲6.8	-	-	876	▲13.1
4	2,419	59.9	98,476	8.8	6,592	3.1	836	51.0	-	-	1,102	▲12.7
5	2,387	42.6	90,115	▲10.9	6,124	▲25.3	598	▲6.2	432	-	818	▲21.0
6	2,357	52.8	65,169	▲21.1	2,631	▲25.0	613	1.1	1,948	-	803	▲32.0
7	2,408	72.2	9,128	▲90.4	3,812	▲21.1	562	▲5.6	-	-	1,107	12.9
8	2,347	56.7	66,406	▲26.0	3,084	▲31.8	621	▲29.3	-	-	1,083	30.3
9	2,267	29.3	49,844	▲30.7	4,383	10.7	800	50.4	3,200	118.9	955	▲84.7
10	2,392	80.1	66,826	▲21.9	4,067	▲10.8	542	▲23.1	936	-	826	▲57.4
11	2,376	▲1.4	14,584	▲81.7	6,842	▲6.1	708	24.4	-	-	1,181	▲51.3
12	2,058	39.9	39,264	120.7	9,887	13.0	637	▲4.5	-	-	788	▲26.3
平. 29.1	2,398	79.3	13,393	▲81.8	6,254	▲6.6	526	▲4.4	-	-	1,107	39.6
2	2,337	61.3	69,647	17.5	5,329	57.1	628	▲3.0	502	-	896	▲8.6
3	1,755	1.4	62,294	▲28.9	6,907	23.4	665	12.7	702	-	848	▲3.2
4	2,332	▲3.6	63,285	▲35.7	8,279	25.6	611	▲27.0	-	-	1,095	▲0.6
5												
6												
7												
8												
9												
10												
11												
12												
4月平均	2,073	28.3	58,860	▲32.0	6,714	21.9	608	▲3.5	545	-	982	3.3

加工食品の輸出入動向

単位 輸出量：kg
輸出価格：円/kg
増減率：%

加工品											区分	
部 門										年月		
ばれいしょ		スイートコーン		アスパラガス		豆 類		その他の野菜調製品			ジャム・ゼリー	
kg	%	kg	%	kg	%	kg	%	kg	%	kg	%	
551,094	6.6	21,676	▲23.6	-	-	289,400	▲26.4	2,126,749	▲12.1	21,087	▲24.6	23
392,916	▲28.7	43,321	99.9	-	-	227,845	▲21.3	2,163,949	1.7	32,678	55.0	24
590,791	50.4	46,795	8.0	-	-	467,185	105.0	2,291,731	5.9	26,272	▲19.6	25
693,417	17.4	45,236	▲3.3	-	-	528,992	13.2	2,696,093	17.6	44,216	68.3	26
1,138,827	64.2	58,444	29.2	-	-	521,288	▲1.5	2,732,628	1.4	51,741	17.0	27
1,313,285	15.3	48,224	▲17.5	-	-	477,277	▲8.4	3,039,582	11.2	35,756	▲30.9	28
98,440	60.0	1,892	▲55.5	-	-	40,201	74.1	186,486	12.1	1,461	▲79.9	平. 28.1
100,472	70.2	2,058	-	-	-	27,378	▲26.0	235,418	▲8.0	3,153	▲19.3	2
113,470	52.9	2,960	557.8	-	-	41,950	19.3	237,593	2.3	1,986	▲50.3	3
153,244	47.5	4,543	▲15.4	-	-	29,035	▲5.8	265,750	25.8	6,300	▲33.6	4
130,399	21.1	3,833	240.7	-	-	34,874	▲42.4	228,616	4.2	5,168	97.5	5
80,125	▲36.9	1,797	▲23.7	-	-	42,911	7.8	235,746	13.1	1,160	▲75.6	6
90,393	▲3.6	1,274	-	-	-	42,722	36.8	258,111	11.2	1,864	▲60.1	7
90,411	▲7.7	2,566	34.5	-	-	26,006	▲28.3	266,029	11.5	6,696	319.5	8
76,140	4.9	7,343	93.5	-	-	51,426	15.1	252,240	13.1	594	▲73.0	9
100,611	▲13.0	7,634	▲60.5	-	-	35,809	▲38.3	293,529	16.5	363	▲92.9	10
108,674	8.6	3,888	▲70.8	-	-	59,021	22.0	298,166	43.3	5,276	46.0	11
170,906	36.1	8,436	29.4	-	-	45,944	▲39.7	281,898	▲1.3	1,735	▲30.4	12
57,131	▲42.0	970	▲48.7	-	-	20,168	▲49.8	188,696	1.2	602	▲58.8	平. 29.1
69,826	▲30.5	701	▲65.9	-	-	30,619	11.8	275,910	17.2	940	▲70.2	2
84,089	▲25.9	4,253	43.7	-	-	29,788	▲29.0	206,726	▲13.0	4,758	139.6	3
93,388	▲39.1	1,362	▲70.0	-	-	23,403	▲19.4	223,977	▲15.7	6,738	7.0	4
												5
												6
												7
												8
												9
												10
												11
												12
304,434	▲34.6	7,286	▲36.4	-	-	103,978	▲25.0	895,309	▲3.2	13,038	1.1	4月計
567	▲5.5	573	0.7	-	-	672	▲3.4	574	4.1	790	18.5	23
1,254	121.3	305	▲46.8	-	-	709	5.5	574	▲0.1	577	▲26.9	24
1,185	▲5.5	437	43.5	-	-	550	▲22.5	593	3.3	610	5.7	25
1,079	▲9.0	550	25.8	-	-	577	5.0	586	▲1.2	633	3.8	26
1,430	20.7	622	42.3	-	-	621	12.9	653	10.1	617	1.2	27
1,370	▲4.2	630	1.2	-	-	711	14.5	668	2.3	796	29.2	28
1,401	13.9	730	▲22.6	-	-	667	▲16.1	668	8.6	741	32.7	平. 28.1
1,460	30.4	545	-	-	-	728	8.2	609	0.8	862	57.5	2
1,554	16.9	475	▲7.5	-	-	696	29.6	626	▲2.0	1,588	182.7	3
1,462	8.2	713	44.4	-	-	736	17.0	666	6.6	740	46.5	4
1,440	6.3	669	▲20.8	-	-	664	37.1	615	▲1.9	611	15.6	5
1,408	14.3	668	2.1	-	-	766	11.3	775	9.0	966	58.6	6
1,241	▲3.0	1,400	-	-	-	724	3.9	788	17.8	780	2.7	7
1,152	▲5.9	531	▲12.8	-	-	736	41.1	596	▲8.2	720	▲9.4	8
1,355	▲30.0	581	▲12.3	-	-	632	▲2.7	693	▲0.4	449	▲48.6	9
1,309	▲18.8	625	3.2	-	-	676	6.0	645	▲2.2	2,421	222.2	10
1,392	▲13.1	416	▲27.0	-	-	634	▲0.1	638	▲11.1	728	9.9	11
1,235	▲29.2	669	9.0	-	-	907	44.4	700	10.7	761	35.2	12
1,308	▲6.7	722	▲1.2	-	-	673	0.8	666	▲0.2	1,171	58.1	平. 29.1
1,570	7.5	903	65.8	-	-	809	11.2	591	▲2.9	910	5.6	2
1,235	▲20.5	735	54.9	-	-	848	21.8	672	7.4	696	▲56.2	3
1,158	▲20.8	409	▲42.6	-	-	842	14.5	629	▲5.6	642	▲13.2	4
												5
												6
												7
												8
												9
												10
												11
												12
1,302	▲11.5	689	10.3	-	-	801	14.1	635	▲1.0	705	▲21.7	4月平均

区分 年月	農産加工品											
	果		実		部		門					
	落花生	ナット調製品	かんきつ類	なし調製品	あんず	さくらんぼ	増減率	増減率	増減率	増減率	増減率	増減率
輸出量	kg	%	kg	%	kg	%	kg	%	kg	%	kg	%
23	63,230	▲25.7	1,594,363	▲11.1	14,344	▲6.4	70	-	-	-	367	▲93.4
24	60,945	▲3.6	1,667,645	4.6	18,426	28.5	-	-	266	-	-	-
25	87,649	43.8	1,867,706	12.0	25,543	38.6	624	-	-	-	-	-
26	116,104	32.5	1,975,847	5.8	42,259	65.4	-	-	-	-	-	-
27	141,899	22.2	2,402,966	21.6	75,051	77.6	-	-	-	-	-	-
28	179,933	26.8	2,871,607	19.5	86,998	15.9	560	-	-	-	439	326
平. 28.1	10,606	17.8	167,770	3.2	4,157	▲26.8	-	-	-	-	-	▲100.0
2	12,920	263.2	193,202	11.8	8,092	38.2	-	-	-	-	-	-
3	16,779	119.6	194,038	7.7	6,574	▲13.2	-	-	-	▲100.0	-	-
4	19,243	217.9	261,954	41.8	5,965	42.7	-	-	-	▲100.0	-	-
5	8,192	▲0.9	248,760	49.7	8,762	477.2	-	-	-	-	-	-
6	14,973	0.5	264,123	25.9	10,622	22.5	-	-	-	-	-	-
7	13,533	15.0	276,065	62.5	4,794	▲25.7	-	-	-	-	-	-
8	9,894	▲13.6	204,982	▲14.6	4,730	29.7	362	-	-	-	80	-
9	16,112	8.1	239,369	18.1	6,848	16.1	198	-	-	-	299	-
10	14,453	▲23.4	260,564	▲9.6	6,820	45.5	-	-	-	-	60	-
11	16,008	11.2	251,741	16.7	11,346	57.1	-	-	-	-	-	-
12	27,220	29.0	309,039	46.8	8,288	▲39.4	-	-	-	-	-	-
平. 29.1	3,169	▲70.1	164,281	▲2.1	7,892	89.8	-	-	-	-	-	-
2	23,505	81.9	192,703	▲0.3	12,110	49.7	-	-	144	-	-	-
3	9,643	▲42.5	222,403	14.6	13,725	108.8	324	-	-	-	-	-
4	24,529	27.5	213,125	▲18.6	6,589	10.5	-	-	-	-	-	-
5												
6												
7												
8												
9												
10												
11												
12												
4月計	60,846	2.2	792,512	▲3.0	40,316	62.6	324	-	144	-	-	-
輸出価格												
23	993	17.6	644	1.0	835	7.3	4,557	-	-	-	6,161	435.8
24	1,006	1.3	639	▲0.7	877	5.0	-	-	1,429	-	-	-
25	844	▲16.1	691	8.2	1,004	14.4	1,189	-	-	-	-	-
26	796	▲5.7	730	5.6	742	▲26.1	-	-	-	-	-	-
27	968	14.7	782	13.1	1,266	26.2	-	-	2,400	-	2,175	-
28	1,020	5.4	784	0.2	740	▲41.6	1,171	-	-	-	3,178	46.1
平. 28.1	975	▲5.3	704	▲7.4	1,310	10.6	-	-	-	-	-	-
2	989	3.5	741	▲5.8	909	▲37.5	-	-	-	-	-	-
3	1,056	11.1	804	▲3.6	621	▲51.1	-	-	-	-	-	-
4	1,064	▲0.9	751	3.7	856	▲48.2	-	-	-	-	-	-
5	1,186	37.6	712	▲12.1	844	▲68.3	-	-	-	-	-	-
6	1,030	10.8	839	5.1	493	▲53.8	-	-	-	-	-	-
7	992	11.5	779	▲3.0	1,093	▲3.4	-	-	-	-	-	-
8	999	8.6	772	13.6	852	▲55.0	1,174	-	-	-	3,800	-
9	1,000	2.8	762	3.2	701	▲59.2	1,167	-	-	-	2,886	-
10	987	▲4.1	846	9.6	513	▲50.7	-	-	-	-	3,800	-
11	1,041	5.2	892	13.7	613	▲55.8	-	-	-	-	-	-
12	986	0.1	771	▲16.3	629	▲20.2	-	-	-	-	-	-
平. 29.1	1,152	18.1	713	1.2	823	▲37.2	-	-	-	-	-	-
2	562	▲43.2	975	31.5	715	▲21.3	-	-	1,424	-	-	-
3	1,057	0.1	880	9.5	620	▲0.1	1,062	-	-	-	-	-
4	547	▲48.6	733	▲2.4	598	▲30.1	-	-	-	-	-	-
5												
6												
7												
8												
9												
10												
11												
12												
4月平均	665	▲35.4	829	10.3	685	▲22.8	1,062	-	1,424	-	-	-

加工食品の輸出入動向

単位 輸出量：kg
輸出価格：円/kg
増減率：%

(つ づ き)												製 穀 粉 加 工 品	区 分
桃調製品		ストロベリー		その他の 果実調製品		穀粉調製品		パスタ		インスタント ラーメン			
kg	増減率	kg	増減率	kg	増減率	kg	増減率	kg	増減率	kg	増減率	年月	
13,808	▲59.1	-	-	642,780	37.5	10,266,361	▲2.9	774,837	▲10.9	5,012,353	▲16.2	23	
1,403	▲89.8	-	-	404,248	▲37.1	8,217,805	▲20.0	740,977	▲4.4	5,861,776	16.9	24	
11,580	725.4	1,146	-	469,663	16.2	9,475,515	15.3	766,778	3.5	7,576,400	29.3	25	
28,969	150.2	490	▲57.2	1,059,711	125.6	13,626,060	43.8	690,477	▲10.0	7,075,415	▲6.6	26	
61,179	111.2	2,297	368.8	1,405,836	32.7	12,180,442	▲10.6	651,762	▲5.6	7,891,745	11.5	27	
142,216	132.5	2,827	23.1	1,624,610	15.6	12,386,183	1.7	646,333	▲0.8	8,701,001	10.3	28	
502	▲38.8	-	▲100.0	106,919	217.2	863,808	▲18.4	53,453	13.3	509,485	▲2.0	平. 28.1	
17,868	-	-	▲100.0	94,997	▲43.1	947,435	3.2	36,568	▲45.4	586,736	19.3	2	
17,956	3,001.2	-	-	133,136	59.9	1,026,490	4.0	49,684	▲0.9	756,369	22.3	3	
24,919	1,425.0	20	-	119,132	13.9	1,079,219	▲1.7	47,570	41.9	793,076	14.2	4	
4,791	166.6	-	▲100.0	158,515	30.1	987,964	▲17.6	52,027	2.6	773,942	30.9	5	
28,515	69.2	-	-	115,940	▲37.0	970,067	▲9.0	59,293	88.3	779,344	40.9	6	
2,595	20.3	-	▲100.0	175,354	22.5	1,014,505	▲1.5	49,316	0.6	738,352	▲0.5	7	
12,701	354.7	35	-	110,491	▲15.6	894,866	▲10.8	49,005	▲9.7	668,490	▲2.6	8	
5,396	2.6	210	-	157,667	33.0	1,038,983	6.2	62,258	▲3.6	749,284	14.3	9	
8,464	52.1	864	53.2	169,868	70.9	1,126,210	4.9	64,624	▲4.5	841,491	6.4	10	
11,800	912.0	384	▲23.2	108,056	16.1	1,132,689	36.1	50,460	14.0	679,478	▲15.7	11	
6,709	▲70.3	1,314	338.0	174,535	38.0	1,303,947	38.9	72,075	▲21.7	824,954	11.1	12	
2,713	440.4	-	-	64,488	▲39.7	865,692	0.2	40,116	▲25.0	466,718	▲8.4	平. 29.1	
23,029	28.9	-	-	103,130	8.6	929,532	▲1.9	95,942	162.4	611,053	4.1	2	
11,979	▲33.3	4	-	153,931	15.6	1,126,985	9.8	78,522	58.0	806,547	6.6	3	
7,085	▲71.6	-	▲100.0	151,549	27.2	1,003,569	▲7.0	66,667	40.1	840,830	6.0	4	
												5	
												6	
												7	
												8	
												9	
												10	
												11	
												12	
44,806	▲26.8	4	▲80.0	473,098	4.2	3,925,778	0.2	281,247	50.2	2,725,148	3.0	4月計	
539	12.0	-	-	298	52.1	343	▲5.5	221	6.3	428	▲9.4	23	
726	34.8	-	-	288	▲3.3	374	9.2	228	3.0	432	0.8	24	
670	▲7.8	339	-	354	22.8	416	11.2	278	22.2	427	▲1.0	25	
652	▲2.7	3,361	892.8	250	▲29.3	441	6.0	266	▲4.4	500	17.0	26	
642	▲4.2	3,442	916.6	199	▲43.9	452	8.5	285	2.6	542	26.8	27	
504	▲21.6	3,851	11.9	186	▲6.6	425	▲5.9	271	▲5.0	591	9.1	28	
1,512	11.5	-	-	160	▲65.5	453	▲4.0	265	▲0.4	546	7.9	平. 28.1	
414	-	-	-	185	▲18.9	403	▲6.3	241	▲17.9	600	7.1	2	
397	▲84.2	-	-	178	▲27.6	415	▲3.8	281	0.8	617	23.2	3	
358	▲81.0	11,050	-	229	45.3	440	3.9	238	▲21.8	568	9.6	4	
884	▲50.3	-	-	177	▲7.5	395	▲14.9	250	▲14.4	597	11.6	5	
527	28.3	-	-	179	3.1	397	▲11.0	277	▲11.4	638	17.0	6	
1,257	62.2	-	-	192	▲9.6	405	▲10.7	261	▲26.7	635	15.1	7	
389	▲57.1	15,771	-	194	2.3	398	▲15.3	290	3.6	565	8.2	8	
994	36.5	1,200	-	172	▲2.5	406	▲9.9	262	▲4.5	587	5.1	9	
541	▲10.3	3,125	▲55.0	200	4.6	453	▲1.7	285	1.5	575	5.7	10	
499	▲74.5	4,802	492.8	204	3.4	447	▲7.2	302	9.5	601	3.0	11	
616	41.0	4,046	469.9	164	5.1	470	6.8	282	11.7	558	▲0.6	12	
566	▲62.6	-	-	200	24.8	404	▲10.7	329	24.2	582	6.5	平. 29.1	
469	13.3	-	-	176	▲4.8	404	0.3	235	▲2.5	574	▲4.2	2	
476	19.9	54,500	-	179	0.5	419	0.9	347	23.7	633	2.5	3	
597	66.7	-	-	171	▲25.5	452	2.8	322	35.1	636	12.1	4	
												5	
												6	
												7	
												8	
												9	
												10	
												11	
												12	
497	25.8	54,500	393.2	178	▲5.4	421	▲1.6	300	16.6	612	4.7	4月平均	

区分 年月	製 穀 粉 加 工 品 (つ づ き)											
	うどん・ そうめん・そば		その他のめん類		詰物パスタ		その他のパスタ		朝食用シリアル		食パン・乾パン類	
	増減率	増減率	増減率	増減率	増減率	増減率	増減率	増減率	増減率	増減率		
輸出量	kg	%	kg	%	kg	%	kg	%	kg	%	kg	%
23	11,727,576	▲6.1	1,213,479	3.0	378,028	15.3	3,060,998	▲18.4	629,991	▲2.3	756	▲58.8
24	10,809,630	▲7.8	1,043,671	▲14.0	404,018	6.9	3,152,917	3.0	867,261	37.7	25,409	3,261.0
25	10,424,205	▲3.6	1,598,931	53.2	464,282	14.9	5,562,838	76.4	790,104	▲8.9	70,636	178.0
26	10,992,368	5.5	2,007,127	25.5	527,824	13.7	6,890,299	23.9	1,107,047	40.1	81,937	16.0
27	12,790,937	16.4	2,755,167	37.3	352,119	▲33.3	7,466,467	8.4	7,148,774	545.8	102,331	24.9
28	13,504,467	5.6	2,872,662	4.3	609,574	73.1	10,170,320	36.2	11,008,390	54.0	97,490	▲4.7
平. 28.1	838,664	▲10.2	237,797	41.4	26,900	69.8	631,875	32.1	370,302	154.9	9,993	▲0.1
2	1,451,221	36.4	243,843	12.9	19,623	▲51.7	744,029	27.1	395,830	192.2	6,929	▲49.4
3	986,974	▲10.0	248,407	17.0	53,748	19.9	805,198	77.7	1,037,231	492.8	3,550	166.1
4	1,295,542	26.2	321,460	33.0	36,017	▲9.5	794,658	25.2	1,036,010	372.4	9,471	111.6
5	855,708	▲2.7	193,931	▲28.9	87,035	78.1	764,939	28.7	935,948	179.7	10,887	170.0
6	1,262,024	17.5	212,441	3.2	38,987	254.6	685,150	0.2	1,102,001	116.5	14,245	▲35.2
7	1,101,846	5.5	219,091	▲12.9	65,420	120.5	911,848	40.4	771,738	▲31.0	5,996	39.3
8	911,238	▲13.0	192,880	▲18.2	30,780	15.6	828,145	74.6	971,010	▲9.3	4,908	▲8.2
9	1,226,749	7.4	203,805	▲11.8	54,058	90.1	1,024,657	74.2	1,752,342	371.1	2,634	▲54.8
10	1,245,336	▲7.8	259,377	20.8	25,371	148.5	843,332	8.5	1,158,763	38.2	12,669	152.1
11	1,009,340	▲5.2	256,948	4.1	136,961	511.9	928,468	46.0	897,442	▲28.2	9,196	615.6
12	1,319,825	23.6	282,682	9.4	34,674	2.6	1,208,021	32.5	579,773	▲40.8	7,012	▲72.0
平. 29.1	762,211	▲9.1	160,027	▲32.7	57,013	111.9	817,806	29.4	280,911	▲24.1	6,922	▲30.7
2	1,131,651	▲22.0	210,054	▲13.9	43,905	123.7	745,045	0.1	506,560	28.0	8,146	17.6
3	1,150,387	16.6	260,349	4.8	69,509	29.3	1,000,396	24.2	497,238	▲52.1	7,659	115.7
4	1,036,002	▲20.0	286,825	▲10.8	42,305	17.5	986,314	24.1	158,728	▲84.7	5,090	▲46.3
5												
6												
7												
8												
9												
10												
11												
12												
4月計	4,080,251	▲10.8	917,255	▲12.8	212,732	56.1	3,549,561	19.3	1,443,437	▲49.2	27,817	▲7.1
輸出価格												
23	256	▲0.4	481	2.5	686	▲3.4	184	3.4	821	0.6	1,048	153.8
24	262	2.2	459	▲4.5	666	▲3.0	182	▲1.1	744	▲9.4	819	▲21.8
25	279	6.4	495	7.8	688	3.3	195	7.2	841	13.0	856	4.6
26	289	3.6	494	▲0.2	681	▲1.0	198	1.6	857	1.9	819	▲4.4
27	298	6.8	512	3.5	780	13.4	203	4.0	941	11.9	836	▲2.4
28	302	1.5	485	▲5.2	680	▲12.8	202	▲0.4	724	▲23.0	931	11.3
平. 28.1	289	0.8	487	▲4.9	747	▲8.1	209	▲3.7	857	▲11.9	1,084	31.8
2	288	0.5	509	▲0.1	842	25.6	207	5.8	830	5.7	850	6.4
3	283	▲1.8	505	5.5	754	2.0	197	▲2.1	779	▲14.7	860	2.6
4	302	7.5	504	▲3.3	726	▲8.3	199	3.1	776	▲7.1	849	0.5
5	305	▲2.1	489	4.2	645	▲7.7	201	0.9	765	▲10.5	868	8.2
6	307	0.9	444	▲24.9	747	0.5	210	▲3.1	733	▲21.4	950	16.0
7	313	2.9	445	▲12.5	637	▲28.7	197	▲2.1	731	▲30.7	839	▲3.9
8	329	10.3	465	▲9.2	673	▲15.8	198	▲8.2	686	▲35.5	911	▲4.1
9	303	1.7	452	▲6.7	722	▲4.2	197	▲8.0	651	▲33.1	854	14.7
10	320	5.6	485	▲10.1	659	▲23.9	206	1.1	683	▲24.5	917	10.5
11	291	▲1.6	506	▲1.4	623	▲16.7	208	5.1	691	▲20.0	1,085	22.1
12	297	▲5.8	503	▲3.2	652	▲32.8	201	5.9	707	▲18.7	938	7.8
平. 29.1	315	9.0	449	▲7.9	686	▲8.1	205	▲1.7	695	▲19.0	1,313	21.1
2	312	8.5	469	▲7.9	660	▲21.6	203	▲1.9	666	▲19.8	831	▲2.3
3	306	8.1	493	▲2.4	686	▲9.0	200	2.0	696	▲10.6	898	4.4
4	332	10.0	467	▲7.4	707	▲2.6	202	1.9	885	14.1	1,221	43.8
5												
6												
7												
8												
9												
10												
11												
12												
4月平均	316	8.6	472	▲6.0	685	▲9.6	202	0.2	706	▲11.2	1,040	12.0

加工食品の輸出入動向

単位 輸出量：kg
輸出価格：円/kg
増減率：%

		糖				類				菓子		区分
その他の穀物加工品		粗糖		糖みつ		ぶどう糖類		その他の糖類		チューインガム		
増減率		増減率		増減率		増減率		増減率		増減率		年月
kg	%	kg	%	kg	%	kg	%	kg	%	kg	%	
751,546	▲4.2	733,000	3,087.0	1,471,000	▲85.6	646,799	14.7	3,055,338	▲10.0	1,126,121	▲14.4	23
617,518	▲17.8	41,001	▲94.4	87,000	▲94.1	280,031	▲56.7	2,964,860	▲3.0	1,155,367	2.6	24
448,452	▲27.4	34,000	▲17.1	130,000	49.4	409,973	46.4	3,954,484	33.4	1,151,079	▲0.4	25
428,862	▲4.4	75,000	120.6	187,000	43.8	351,497	▲14.3	3,388,101	▲14.3	1,365,862	18.7	26
763,624	78.1	141,000	88.0	245,000	31.0	281,007	▲20.1	3,119,584	▲7.9	1,506,594	10.3	27
659,658	▲13.6	136,000	▲3.5	252,000	2.9	295,017	5.0	3,218,895	3.2	1,331,101	▲11.6	28
37,286	▲14.7	5,000	▲50.0	-	-	17,031	▲55.7	263,444	7.2	91,987	▲8.8	平. 28.1
42,608	27.9	12,000	200.0	-	-	11,635	▲40.2	218,056	23.8	92,319	▲31.5	2
76,634	48.9	10,000	42.9	-	-	19,252	14.5	249,020	2.1	148,035	6.6	3
73,797	66.6	25,000	▲3.8	-	-	38,710	54.0	344,454	43.2	110,766	▲27.0	4
41,774	▲37.1	16,000	0.0	-	-	35,080	133.6	346,570	47.2	80,093	▲43.9	5
47,678	▲46.9	11,000	▲54.2	-	-	30,679	40.7	293,550	44.9	137,898	32.5	6
74,354	68.2	9,000	28.6	-	-	20,569	▲8.9	216,517	▲11.1	101,832	▲27.0	7
43,962	▲20.4	5,000	▲37.5	-	▲100.0	25,217	5.7	238,473	▲7.2	107,415	27.9	8
76,717	27.1	6,000	▲14.3	-	▲100.0	26,285	30.2	264,732	5.0	102,883	▲26.0	9
42,421	▲60.0	13,000	▲18.8	252,000	-	26,625	▲16.9	242,958	6.3	117,589	▲3.4	10
59,571	▲25.5	12,000	71.4	-	-	13,328	▲35.6	282,458	▲23.3	121,780	▲8.0	11
42,856	▲51.8	12,000	33.3	-	-	30,606	22.7	258,663	▲39.2	118,504	1.5	12
1,440	▲96.1	1,000	▲80.0	-	-	19,319	13.4	166,664	▲36.7	36,619	▲60.2	平. 29.1
-	▲100.0	13,000	8.3	-	-	31,384	169.7	248,084	13.8	106,618	15.5	2
-	▲100.0	9,000	▲10.0	-	-	18,280	▲5.0	289,171	16.1	94,182	▲36.4	3
-	▲100.0	10,000	▲60.0	-	-	30,184	▲22.0	202,302	▲41.3	93,729	▲15.4	4
												5
												6
												7
												8
												9
												10
												11
												12
1,440	▲99.4	33,000	▲36.5	-	-	99,167	14.5	906,221	▲15.7	331,148	▲25.3	4月計
473	▲13.8	60	▲95.1	34	171.3	438	83.7	390	▲1.0	633	▲3.2	23
483	2.0	516	760.8	77	126.6	478	9.2	436	11.9	616	▲2.6	24
554	14.8	668	29.3	62	▲19.6	473	▲1.1	454	4.1	652	5.8	25
583	5.3	511	76.4	49	79.6	637	34.6	460	1.3	670	2.7	26
646	16.7	396	59.2	29	46.6	770	62.9	487	7.2	685	5.0	27
621	▲4.0	426	0.0	43	48.9	677	▲12.1	473	▲2.9	685	0.0	28
738	21.5	557	39.4	-	-	791	56.3	416	3.0	658	9.6	平. 28.1
585	▲14.5	427	▲2.5	-	-	1,235	31.5	563	▲6.2	653	▲0.4	2
569	20.1	487	▲29.4	-	-	923	41.0	550	30.4	635	▲5.9	3
698	10.3	370	110.2	-	-	583	▲49.7	525	6.6	724	9.0	4
644	▲10.7	383	▲3.1	-	-	755	16.2	436	▲10.1	668	0.5	5
651	▲20.9	337	▲16.4	-	-	405	▲60.8	427	▲29.8	676	1.0	6
589	▲12.3	416	3.2	-	-	791	71.9	459	▲14.2	669	▲2.3	7
681	15.5	401	13.8	-	-	464	▲30.2	515	1.8	660	▲0.3	8
521	▲1.1	670	▲12.9	-	-	508	▲47.3	529	12.8	741	2.1	9
674	16.3	374	▲3.6	27	-	752	▲6.8	439	▲5.0	703	▲4.1	10
580	▲20.4	356	▲32.8	-	-	1,224	129.1	399	▲20.5	719	▲3.3	11
630	▲0.3	592	43.3	-	-	489	▲48.6	438	0.2	711	▲0.7	12
547	▲25.9	1,643	194.8	-	-	677	▲14.5	474	13.9	698	6.0	平. 29.1
-	-	385	▲9.8	-	-	621	▲49.8	452	▲19.7	713	9.2	2
-	-	477	▲2.1	-	-	598	▲35.2	910	65.4	756	19.0	3
-	-	727	96.5	-	-	543	▲6.8	492	▲6.3	730	0.8	4
												5
												6
												7
												8
												9
												10
												11
												12
547	▲14.7	552	0.0	#DIV/0!	-	604	▲23.3	611	19.4	728	9.4	4月平均

区分 年月	菓 子 (つ づ き)											
	キャンディー類		他の砂糖菓子		チョコレート菓子		ココア粉		チョコレート・ココア調製品		あられ・せんべい	
	増減率		増減率		増減率		増減率		増減率		増減率	
輸出量	kg	%	kg	%	kg	%	kg	%	kg	%	kg	%
23	3,010,254	▲20.3	884,400	▲21.3	803,449	0.4	110,271	▲11.3	2,741,435	▲8.6	2,915,282	▲18.2
24	2,922,594	▲2.9	945,186	6.9	1,041,311	29.6	45,894	▲58.4	2,971,478	8.4	3,122,631	7.1
25	3,679,977	25.9	1,134,341	20.0	1,069,957	2.8	49,973	8.9	3,054,937	2.8	3,605,573	15.5
26	4,442,779	20.7	1,551,153	36.7	1,712,866	60.1	56,930	13.9	4,044,339	32.4	4,011,936	11.3
27	4,885,819	10.0	2,323,244	49.8	1,926,948	12.5	40,451	▲28.9	3,915,764	▲3.2	3,679,184	▲8.3
28	5,104,428	4.5	3,456,599	48.8	1,693,332	▲12.1	32,726	▲19.1	4,467,250	14.1	3,567,303	▲3.0
平. 28.1	327,115	▲7.0	237,284	66.3	136,627	▲27.4	4,044	▲32.9	287,485	▲15.2	213,795	▲27.6
2	354,246	▲0.0	233,001	32.6	95,206	▲28.2	1,559	▲2.6	283,811	31.3	275,579	12.7
3	385,942	5.3	260,116	31.6	118,690	▲2.9	600	▲91.1	328,520	19.3	292,764	▲15.0
4	534,001	18.7	300,029	89.6	115,217	10.6	550	▲91.9	332,957	44.3	305,058	10.0
5	437,643	16.5	260,328	60.1	83,420	▲9.2	-	-	218,308	▲16.9	294,794	9.1
6	437,636	32.4	293,743	123.2	82,419	1.2	500	-	295,954	49.8	338,391	23.3
7	401,069	18.0	284,486	107.5	73,527	▲16.8	14,000	0.1	215,737	16.1	349,094	12.6
8	305,274	▲13.6	232,495	57.5	71,892	▲31.5	3,365	-	219,924	3.8	235,383	▲16.1
9	447,969	15.8	289,495	32.2	157,011	7.5	-	▲100.0	456,048	34.8	313,370	▲2.6
10	415,849	▲25.8	344,147	30.9	265,413	▲18.3	558	▲83.5	521,004	▲11.3	314,206	▲10.3
11	493,668	1.4	338,256	20.6	272,699	▲7.8	500	▲63.2	711,441	34.7	277,198	▲24.8
12	564,016	6.5	383,219	24.5	221,211	▲10.1	7,050	-	596,061	10.0	357,671	4.7
平. 29.1	239,290	▲26.8	188,031	▲20.8	109,486	▲19.9	6,760	67.2	282,154	▲1.9	194,881	▲8.8
2	517,059	46.0	270,990	16.3	78,792	▲17.2	7,100	355.4	354,973	25.1	320,338	16.2
3	435,273	12.8	313,548	20.5	94,687	▲20.2	-	▲100.0	346,920	5.6	311,267	6.3
4	444,139	▲16.8	360,703	20.2	81,302	▲29.4	9,864	1,693.5	320,680	▲3.7	349,119	14.4
5												
6												
7												
8												
9												
10												
11												
12												
4月計	1,635,761	2.2	1,133,272	10.0	364,267	▲21.8	23,724	251.3	1,304,727	5.8	1,175,605	8.1
輸出価格												
23	972	4.8	864	2.8	1,375	1.5	1,202	▲35.7	1,202	0.6	946	5.3
24	1,018	4.7	880	1.8	1,391	1.1	2,476	106.0	1,169	▲2.8	929	▲1.8
25	1,080	6.1	994	13.0	1,391	0.0	2,519	1.7	1,302	11.5	967	4.1
26	1,156	7.1	1,208	21.5	1,461	5.0	1,680	▲33.3	1,274	▲2.2	983	1.7
27	1,242	15.1	1,311	31.9	1,570	12.9	2,403	▲4.6	1,499	15.1	1,052	8.7
28	1,265	1.8	1,352	3.1	1,639	4.4	2,267	▲5.7	1,437	▲4.1	1,067	1.5
平. 28.1	1,238	1.8	1,318	▲8.6	1,817	13.0	2,217	▲13.0	2,183	35.4	1,118	5.4
2	1,316	12.4	1,356	11.3	1,705	16.4	1,245	37.2	1,423	1.3	1,010	▲7.0
3	1,305	4.8	1,352	4.2	1,541	0.6	1,052	▲58.7	1,392	3.5	1,024	6.8
4	1,279	5.3	1,252	▲4.1	1,598	1.5	1,071	▲57.8	1,283	▲10.2	1,072	6.2
5	1,246	0.3	1,151	▲2.1	1,595	▲1.4	-	-	1,338	5.2	1,041	▲0.9
6	1,256	▲6.4	1,309	5.6	1,688	7.5	1,122	-	1,195	▲11.4	1,083	0.9
7	1,268	▲3.0	1,309	12.5	1,611	6.9	2,485	▲0.7	1,397	▲0.0	1,010	▲2.8
8	1,293	1.8	1,381	12.0	1,675	4.1	2,392	-	1,399	1.5	1,027	▲1.6
9	1,286	▲1.0	1,351	12.7	1,586	3.3	-	-	1,293	▲10.5	1,091	5.6
10	1,280	4.9	1,419	▲3.8	1,590	2.8	1,211	▲50.5	1,426	▲9.2	1,042	▲5.2
11	1,202	0.3	1,479	10.3	1,643	2.9	1,058	▲36.0	1,345	▲9.4	1,126	11.0
12	1,240	1.1	1,462	2.1	1,665	2.4	2,475	-	1,608	▲10.2	1,159	0.3
平. 29.1	1,224	▲1.1	1,275	▲3.2	1,589	▲12.5	2,417	9.0	1,318	▲39.6	1,087	▲2.8
2	1,265	▲3.8	1,430	5.5	1,741	2.1	2,308	85.4	1,519	6.7	1,008	▲0.2
3	1,357	4.0	1,289	▲4.7	1,566	1.6	-	-	1,081	▲22.3	1,063	3.8
4	1,251	▲2.2	1,278	2.1	1,845	15.5	2,416	125.6	1,248	▲2.7	1,003	▲6.4
5												
6												
7												
8												
9												
10												
11												
12												
4月平均	1,280	▲0.4	1,317	0.1	1,673	0.2	2,384	32.8	1,292	▲16.8	1,034	▲1.7

加工食品の輸出入動向

単位 { 輸出量：kg、l
輸出価格：円/kg、円/l
増減率：%

ビスケット・クラッカー		その他の菓子		飲				料				区分
オレンジ果汁		グレープフルーツ果汁		他のかんきつ果汁		パイナップル果汁		年月				
kg	%	kg	%	l	%	l	%		l	%	l	%
781,731	▲31.1	990,255	▲22.3	50,413	▲87.8	222,994	3.0	103,517	32.8	7,249	2,417.0	23
851,860	9.0	1,047,599	5.8	227,663	351.6	193,760	▲13.1	126,171	21.9	3,624	▲50.0	24
917,039	7.7	1,317,027	25.7	122,111	▲46.4	224,828	16.0	171,901	36.2	1,738	▲52.0	25
1,021,493	11.4	1,932,660	46.7	61,785	▲49.4	230,922	2.7	272,911	58.8	42,438	2,341.8	26
1,481,471	45.0	2,831,491	46.5	167,534	171.2	232,540	0.7	370,338	35.7	7,145	▲83.2	27
1,535,310	3.6	4,036,219	42.5	128,618	▲23.2	243,660	4.8	451,150	21.8	3,440	▲51.9	28
90,730	▲28.2	262,912	47.1	8,560	12.7	10,740	▲52.3	13,898	▲66.2	-	-	平. 28.1
125,380	39.4	268,362	26.7	5,487	51.2	19,200	70.7	30,051	▲20.5	-	▲100.0	2
129,262	▲3.5	315,427	35.2	19,699	110.1	19,200	▲15.5	33,994	94.1	-	-	3
129,366	72.0	360,634	84.8	5,577	▲5.2	28,800	15.1	37,466	▲35.0	2,300	-	4
124,591	45.5	310,537	52.4	4,299	▲83.2	28,800	50.0	59,663	203.9	-	-	5
147,485	24.9	361,786	99.1	16,690	▲55.9	28,800	36.0	38,196	▲5.5	680	-	6
137,265	47.5	318,629	69.1	20,193	▲26.4	38,400	33.3	61,028	55.4	-	▲100.0	7
115,984	27.6	264,291	42.1	6,675	22.5	21,720	▲24.6	23,211	12.6	460	-	8
139,757	7.4	332,633	33.4	9,396	5.1	19,200	▲43.3	38,120	106.0	-	-	9
142,016	▲1.6	390,380	24.5	3,828	▲69.7	9,600	0.0	30,090	78.4	-	▲100.0	10
128,430	▲21.9	386,091	15.8	14,521	53.0	9,600	0.0	44,194	84.7	-	-	11
125,044	▲45.5	464,537	30.4	13,693	▲0.4	9,600	-	41,239	11.3	-	-	12
113,266	24.8	217,886	▲17.1	9,902	15.7	9,600	▲10.6	37,649	170.9	-	-	平. 29.1
108,513	▲13.5	315,053	17.4	4,092	▲25.4	19,623	2.2	51,038	69.8	-	-	2
147,292	13.9	341,832	8.4	9,115	▲53.7	32,337	68.4	54,427	60.1	-	-	3
106,449	▲17.7	397,474	10.2	8,210	47.2	28,800	0.0	29,263	▲21.9	-	▲100.0	4
												5
												6
												7
												8
												9
												10
												11
												12
475,520	0.2	1,272,245	5.4	31,319	▲20.4	90,360	15.9	172,377	49.4	-	-	4月計
1,123	5.0	908	2.8	282	34.4	1,024	0.5	1,757	▲19.0	209	▲72.7	23
1,026	▲8.7	928	2.2	265	▲6.2	1,031	0.6	1,694	▲3.6	203	▲3.2	24
1,151	12.2	1,058	14.0	257	▲2.9	986	▲4.4	1,683	▲0.7	289	42.6	25
1,283	11.4	1,249	18.0	227	▲11.8	731	▲25.9	1,573	▲6.5	98	▲66.2	26
1,369	18.9	1,346	27.3	249	▲3.1	610	▲38.2	1,515	▲10.0	448	55.1	27
1,235	▲9.8	1,392	3.4	320	28.6	634	4.0	1,563	3.2	597	33.3	28
1,701	33.1	1,341	▲8.8	279	20.5	593	4.6	1,855	25.2	-	-	平. 28.1
1,136	▲15.4	1,365	10.9	539	323.5	640	12.8	1,665	1.6	-	-	2
1,508	14.1	1,406	6.2	220	20.3	640	11.0	1,790	▲4.2	-	-	3
1,190	6.5	1,327	▲0.6	244	72.0	640	6.5	1,466	81.7	578	-	4
1,223	▲11.3	1,188	▲4.6	289	28.2	640	0.0	1,612	▲19.2	-	-	5
1,173	▲11.7	1,379	6.2	188	▲36.3	640	7.8	1,805	14.1	582	-	6
986	▲30.2	1,352	8.2	293	120.4	640	0.0	1,360	▲3.1	-	-	7
1,163	▲17.8	1,414	9.7	695	306.4	595	▲7.0	1,755	▲6.0	715	-	8
1,186	▲15.0	1,399	12.9	261	▲20.2	640	5.8	1,512	▲10.9	-	-	9
1,192	▲16.1	1,449	▲3.0	126	▲53.2	640	0.0	1,623	▲8.2	-	-	10
1,145	▲29.9	1,517	11.2	392	96.8	640	0.0	1,405	▲18.2	-	-	11
1,383	7.5	1,482	1.0	482	▲8.8	640	-	1,359	▲15.7	-	-	12
1,278	▲24.9	1,336	▲0.4	234	▲16.4	640	7.9	1,652	▲11.0	-	-	平. 29.1
1,152	1.4	1,457	6.8	208	▲61.4	659	3.0	1,540	▲7.5	-	-	2
1,271	▲15.7	1,307	▲7.0	200	▲9.0	604	▲5.6	1,707	▲4.6	-	-	3
1,124	▲5.6	1,278	▲3.7	331	35.5	640	0.0	1,710	16.6	-	-	4
												5
												6
												7
												8
												9
												10
												11
												12
1,213	▲10.9	1,340	▲1.4	246	▲12.4	631	▲0.3	1,646	▲0.8	-	-	4月平均

区分	飲 料 (つ づ き)											
	ぶどう果汁		りんご果汁		トマトジュース		野菜ジュース		混合ジュース		清涼飲料	
年月	増減率		増減率		増減率		増減率		増減率		増減率	
輸出货量	l	%	l	%	l	%	l	%	l	%	l	%
23	38,237	84.0	381,748	38.9	2,793	70.9	141,692	▲3.8	595,986	22.3	25,907,960	11.9
24	18,699	▲51.1	291,390	▲23.7	2,334	▲16.4	132,234	▲6.7	389,150	▲34.7	25,688,535	▲0.8
25	13,020	▲30.4	601,309	106.4	9,246	296.1	119,877	▲9.3	456,880	17.4	33,847,524	31.8
26	79,854	513.3	998,215	66.0	323,204	3,395.6	269,390	124.7	1,056,111	131.2	49,283,867	45.6
27	127,428	59.6	1,557,014	56.0	438,101	35.5	172,716	▲35.9	1,405,836	33.1	50,877,444	3.2
28	84,871	▲33.4	1,456,330	▲6.5	408,811	▲6.7	263,056	52.3	1,622,922	15.4	40,065,891	▲21.3
平. 28.1	4,509	▲79.2	111,656	▲20.1	27,746	108.8	10,399	▲41.7	106,919	217.2	2,514,541	▲15.6
2	1,470	229.6	102,684	13.8	37,816	▲35.6	12,068	▲4.1	94,997	▲43.1	3,000,506	▲9.2
3	15,557	▲49.5	102,059	▲26.0	32,114	29.3	19,881	▲41.4	133,136	59.9	4,239,773	14.1
4	15,322	894.9	158,028	0.7	22,526	▲57.8	14,948	▲40.0	118,086	12.9	4,066,283	▲16.6
5	3,918	358.2	101,480	0.9	29,198	▲6.5	6,544	367.1	158,515	30.1	3,404,838	▲24.2
6	207	▲94.8	98,255	1.5	31,893	▲41.6	5,882	▲77.0	115,940	▲37.0	4,258,693	▲12.7
7	6,093	-	143,597	40.5	36,713	159.5	36,599	547.0	174,712	22.1	3,494,724	▲35.1
8	7,920	▲38.4	72,013	▲51.2	26,633	▲33.3	8,499	▲64.6	110,491	▲15.6	2,914,921	▲46.9
9	13,609	▲34.3	112,257	0.4	45,904	51.6	38,734	495.8	157,667	33.0	2,887,858	▲47.5
10	-	▲100.0	134,647	▲9.3	37,638	▲9.2	32,121	350.3	169,868	70.9	2,981,425	▲33.2
11	6,498	▲43.0	136,448	▲15.9	30,817	▲18.1	47,775	435.0	108,056	16.1	3,086,271	33.8
12	9,768	44.5	183,206	12.6	49,813	29.2	29,606	607.1	174,535	38.0	3,216,058	▲7.6
平. 29.1	8,544	89.5	102,294	▲8.4	20,896	▲24.7	12,588	21.1	64,488	▲39.7	2,227,080	▲11.4
2	4,370	197.3	76,012	▲26.0	26,767	▲29.2	36,246	200.3	103,130	8.6	3,645,541	21.5
3	115,106	639.9	84,410	▲17.3	36,142	12.5	40,151	102.0	153,931	15.6	3,826,581	▲9.7
4	6,952	▲54.6	127,528	▲19.3	39,564	75.6	19,171	28.3	151,549	28.3	3,663,395	▲9.9
5												
6												
7												
8												
9												
10												
11												
12												
4月計	134,972	266.2	390,244	▲17.7	123,369	2.6	108,156	88.8	473,098	4.4	13,362,597	▲3.3
輸出価格												
23	507	▲36.0	342	▲0.9	344	▲20.4	948	4.7	322	71.0	187	▲15.8
24	608	19.8	331	▲3.4	254	▲26.2	847	▲10.7	300	▲6.9	184	▲2.0
25	716	17.7	314	▲5.0	455	79.2	876	3.5	364	21.5	198	8.0
26	200	▲72.1	280	▲10.9	110	▲75.9	438	▲50.0	250	▲31.3	196	▲0.9
27	239	▲66.7	297	▲5.5	124	▲72.7	629	▲28.2	199	▲45.5	230	16.0
28	434	81.9	288	▲3.1	127	2.4	587	▲6.6	184	▲7.2	218	▲5.3
平. 28.1	392	230.6	279	1.7	123	▲4.4	899	457.8	160	▲65.5	205	▲19.5
2	531	▲21.6	268	▲10.6	126	13.1	599	10.2	185	▲18.9	217	▲7.8
3	498	506.8	286	▲0.6	130	32.6	492	▲10.0	178	▲27.6	220	▲11.8
4	372	▲68.6	263	▲3.7	121	5.0	672	▲7.3	217	37.8	191	▲5.8
5	487	29.8	275	5.4	118	▲9.5	980	▲11.5	177	▲7.5	233	▲1.3
6	1,850	307.8	270	▲10.4	127	▲6.5	1,076	51.2	179	3.1	221	▲11.1
7	517	-	301	▲6.9	124	2.1	555	▲33.3	188	▲11.7	205	▲14.1
8	345	▲9.1	325	2.4	156	18.3	804	7.0	194	2.3	209	▲10.4
9	241	98.0	271	▲7.1	114	▲9.0	523	▲24.2	172	▲2.5	249	7.6
10	-	-	290	▲4.0	145	3.3	460	5.8	200	4.6	233	11.7
11	445	48.6	328	13.4	115	▲13.9	541	▲30.5	204	3.4	217	▲2.4
12	665	▲38.7	298	▲11.6	130	12.5	585	▲53.0	164	5.1	219	10.4
平. 29.1	312	▲20.6	278	▲0.3	134	8.8	501	▲44.3	200	24.8	239	16.8
2	338	▲36.3	290	8.2	122	▲2.8	527	▲12.0	176	▲4.8	235	8.4
3	164	▲67.2	302	5.5	153	17.2	525	6.7	179	0.5	234	6.1
4	431	15.8	275	4.5	146	20.7	343	▲48.9	171	▲21.5	251	31.1
5												
6												
7												
8												
9												
10												
11												
12												
4月平均	192	▲55.7	284	4.3	141	12.3	491	▲22.8	178	▲3.8	240	15.1

加工食品の輸出入動向

単位 輸出量：kg、l
輸出価格：円/kg、円/l
増減率：%

インスタント コーヒー	調 味 料										区 分	
	番 油		ケチャップ・ マスタード類		うま味調味料		味 噌		食 酢 類			
	増減率	増減率	増減率	増減率	増減率	増減率	増減率	増減率				
l	%	kg	%	kg	%	kg	%	kg	%	kg	%	年 月
1,237,857	▲52.7	18,872,511	▲6.1	188,253	▲4.6	212,590	▲14.7	10,502,811	2.6	11,537,463	▲2.2	23
1,101,167	▲11.0	19,822,224	5.0	185,732	▲1.3	197,776	▲7.0	10,083,269	▲4.0	11,296,670	▲2.1	24
1,399,737	27.1	21,780,318	9.9	160,130	▲13.8	196,948	▲0.4	11,816,344	17.2	13,376,959	18.4	25
1,840,402	31.5	26,432,817	21.4	117,183	▲26.8	149,381	▲24.2	12,300,937	4.1	15,816,955	18.2	26
1,456,022	▲20.9	29,507,752	11.6	160,556	37.0	212,933	42.5	13,043,660	6.0	15,579,544	▲1.5	27
1,457,479	0.1	34,158,808	15.8	136,458	▲15.0	257,692	21.0	14,759,517	13.2	16,869,736	8.3	28
86,785	▲15.4	2,032,723	7.8	7,258	▲46.2	67,771	439.0	1,099,832	27.5	1,070,249	▲8.0	平.28.1
106,484	3.6	2,410,004	6.4	15,170	113.5	13,304	▲27.6	1,172,503	▲3.4	1,369,746	13.2	2
158,684	31.5	2,876,585	7.1	8,478	▲75.7	15,442	▲3.6	1,410,603	26.6	1,291,461	▲15.4	3
115,395	▲55.1	2,788,010	18.3	15,101	77.9	26,445	15.0	1,402,548	29.1	1,557,859	27.7	4
130,822	22.6	2,217,932	▲9.1	5,686	▲80.0	14,887	▲18.6	954,879	▲16.7	1,185,665	▲1.9	5
105,433	3.2	2,653,830	6.0	10,970	81.5	18,253	65.9	1,314,396	18.2	1,566,074	12.3	6
120,612	33.5	3,127,629	16.9	3,538	▲70.9	18,910	3.7	1,415,257	28.8	1,646,912	31.3	7
88,692	▲38.9	2,880,706	35.2	10,378	25.4	14,753	▲48.0	1,018,936	4.9	1,453,097	25.3	8
99,220	18.3	3,034,619	28.1	13,344	▲2.1	14,137	▲7.7	1,062,403	11.1	1,343,042	15.2	9
159,316	33.9	3,506,532	21.3	12,551	89.2	17,662	▲17.4	1,298,922	5.4	1,298,922	▲3.8	10
131,394	27.1	2,836,286	23.0	22,315	171.7	10,782	▲46.6	1,098,382	4.3	1,425,168	12.9	11
154,642	26.4	3,793,952	26.5	11,669	▲12.3	25,346	149.7	1,510,858	26.2	1,366,541	0.7	12
143,771	65.7	2,229,222	9.7	18,665	157.2	20,890	▲69.2	933,080	▲15.2	981,866	▲8.3	平.29.1
105,300	▲1.1	2,954,905	22.6	10,309	▲32.0	13,565	2.0	1,325,054	13.0	1,606,514	17.3	2
120,298	▲24.2	3,504,143	21.8	16,365	93.0	17,214	11.5	1,442,205	2.2	1,378,420	6.7	3
157,875	36.8	3,275,595	17.5	7,269	▲51.9	16,831	▲36.4	1,555,703	10.9	1,488,999	▲4.4	4
												5
												6
												7
												8
												9
												10
												11
												12
527,244	12.8	11,963,865	18.4	52,608	14.3	68,500	▲44.3	5,256,042	3.4	5,455,799	3.1	4月計
1,617	67.3	193	▲2.1	450	▲1.3	989	1.9	203	▲1.0	122	▲4.7	23
1,647	1.8	185	▲4.3	413	▲8.1	1,053	6.4	205	1.1	131	7.4	24
1,777	7.9	196	6.0	514	24.4	1,456	38.3	206	0.4	123	▲6.0	25
1,637	▲7.9	196	▲0.2	566	10.1	1,494	2.6	204	▲0.7	125	1.7	26
1,791	0.8	210	6.9	621	20.8	1,474	1.2	211	2.6	130	5.5	27
1,660	▲7.3	193	▲7.7	536	▲13.7	1,073	▲27.2	207	▲1.9	132	1.5	28
1,705	8.5	207	1.4	730	17.8	437	▲76.1	201	▲9.5	128	6.2	平.28.1
1,635	▲13.7	209	2.4	524	▲27.1	1,543	▲6.0	214	▲1.0	131	3.0	2
1,404	▲17.8	196	▲3.7	696	23.4	1,877	37.1	217	▲2.0	137	14.9	3
1,759	40.4	198	▲3.8	446	▲36.0	1,237	▲20.6	210	1.0	146	8.8	4
1,365	▲12.4	213	▲4.8	671	27.8	1,357	▲15.1	210	5.0	134	16.3	5
2,005	7.4	209	0.4	518	▲15.9	1,427	▲31.4	207	▲0.6	131	▲4.4	6
1,455	▲23.4	194	▲6.8	782	22.8	1,240	▲3.5	194	▲12.1	133	▲5.5	7
1,869	0.6	181	▲15.1	646	▲10.1	1,225	51.2	203	▲0.6	131	0.3	8
2,200	▲3.5	185	▲10.7	644	17.7	1,003	▲25.5	209	3.1	133	4.4	9
1,657	▲21.7	182	▲14.7	490	▲13.2	1,122	▲28.8	198	▲5.2	128	1.8	10
1,690	▲28.0	184	▲12.5	264	▲69.5	1,018	▲37.6	211	2.8	115	▲15.1	11
1,525	▲22.0	183	▲14.2	658	▲13.0	1,260	▲25.4	213	▲1.6	135	▲7.9	12
1,364	▲20.0	202	▲2.6	334	▲54.2	1,496	242.6	210	4.7	118	▲7.9	平.29.1
1,607	▲1.7	193	▲7.5	571	8.9	1,491	▲3.4	213	▲0.5	121	▲7.8	2
1,687	20.2	189	▲3.2	376	▲45.9	1,181	▲37.1	214	▲1.5	129	▲6.1	3
1,591	▲9.6	181	▲8.7	799	79.0	1,263	2.1	206	▲2.0	134	▲8.2	4
												5
												6
												7
												8
												9
												10
												11
												12
1,554	▲2.9	190	▲5.7	458	▲18.6	1,359	49.4	211	▲0.2	126	▲7.7	4月平均

区分	調味料(つづき)		油		脂		そ		の		他		の		調		製	
	その他のソース・調味料		マーガリン		育児用調製品		酵母・イースト		スープ類		たんぱく質調製品							
年月	kg	増減率	kg	増減率	kg	増減率	kg	増減率	kg	増減率	kg	増減率	kg	増減率				
輸出量	kg	%	kg	%	kg	%	kg	%	kg	%	kg	%	kg	%				
23	40,001,341	▲4.0	500,640	▲24.1	2,864,692	▲63.4	607,207	▲7.1	6,985,077	2.1	21,353,702	▲7.1						
24	38,525,374	▲3.7	485,389	▲3.0	1,001,623	▲65.0	634,415	4.5	6,995,991	0.2	21,561,667	1.0						
25	40,374,244	4.8	561,423	15.7	1,248,736	24.7	394,533	▲37.8	8,275,525	18.3	21,447,637	▲0.5						
26	43,341,901	7.4	534,770	▲4.7	2,383,768	90.9	426,072	8.0	9,307,153	12.5	25,455,773	18.7						
27	41,067,063	▲5.2	491,898	▲8.0	3,243,304	36.1	419,333	▲1.6	11,096,399	19.2	28,692,701	12.7						
28	43,591,352	6.1	506,941	3.1	4,817,654	48.5	530,346	26.5	13,109,730	18.1	28,897,793	0.7						
平. 28.1	3,171,260	6.0	47,886	22.0	222,888	4.6	38,662	35.5	903,064	▲3.2	2,005,399	1.3						
2	3,355,825	10.8	31,998	0.7	390,017	73.9	40,095	96.5	886,185	3.4	2,036,866	13.3						
3	3,406,647	▲3.6	48,991	▲0.9	406,323	44.2	86,757	139.1	1,036,285	20.9	2,403,452	0.1						
4	3,937,026	23.5	52,254	10.6	405,901	63.1	45,188	▲1.2	1,034,257	32.1	2,595,678	7.7						
5	3,248,021	5.0	35,148	▲13.7	264,931	▲7.4	40,190	▲34.0	900,531	9.7	2,512,463	11.0						
6	3,840,574	6.3	40,292	27.2	558,408	152.5	38,862	39.2	1,017,216	15.1	2,779,942	18.9						
7	3,695,258	4.5	20,119	▲64.2	447,159	88.6	26,622	7.3	1,071,937	22.2	2,425,219	▲16.4						
8	3,336,048	▲0.9	56,375	85.7	380,640	18.5	30,742	▲33.2	832,886	10.2	2,199,325	▲0.9						
9	4,029,883	17.9	34,232	18.7	451,878	57.3	38,723	45.7	1,347,701	37.6	2,378,459	▲6.3						
10	3,820,562	▲4.3	41,556	▲44.1	517,873	127.5	37,754	71.5	1,409,470	24.3	2,531,301	▲6.3						
11	3,545,082	0.5	48,755	150.9	214,211	▲36.7	51,981	14.6	1,234,291	12.7	2,457,939	1.5						
12	4,205,166	11.3	49,335	15.9	557,425	56.2	54,770	57.2	1,435,907	28.1	2,571,750	▲5.5						
平. 29.1	2,076,682	▲34.5	22,297	▲53.4	336,952	51.2	22,829	▲41.0	787,830	▲12.8	1,627,291	▲18.9						
2	2,601,530	▲22.5	33,779	5.6	369,281	▲5.3	89,354	122.9	1,240,997	40.0	2,305,068	13.2						
3	2,415,171	▲29.1	24,939	▲49.1	466,037	14.7	31,036	▲64.2	1,199,918	15.8	2,909,208	21.0						
4	2,790,058	▲29.1	38,687	▲26.0	377,240	▲7.1	68,788	52.2	1,177,959	13.9	2,387,728	▲8.0						
5																		
6																		
7																		
8																		
9																		
10																		
11																		
12																		
4月計	9,883,441	▲28.7	119,702	▲33.9	1,549,510	8.7	212,007	0.6	4,406,704	14.2	9,229,295	2.1						
輸出価格																		
23	502	▲1.3	378	0.5	1,383	▲5.4	2,453	▲7.2	709	▲0.5	1,371	1.4						
24	507	0.8	381	0.8	1,047	▲24.3	2,224	▲9.3	678	▲4.3	1,317	▲4.0						
25	530	4.5	411	8.0	1,181	12.8	3,623	62.9	670	▲1.2	1,495	13.6						
26	530	0.2	494	20.0	1,387	17.4	3,652	0.8	643	▲4.0	1,409	▲5.8						
27	517	▲2.4	557	35.5	1,625	37.6	3,849	6.2	639	▲4.8	1,729	15.6						
28	510	▲1.2	517	▲7.1	1,544	▲5.0	2,994	▲22.2	641	0.4	1,789	3.5						
平. 28.1	500	▲2.7	567	▲3.8	1,552	▲7.0	3,202	▲30.2	677	1.2	1,723	8.2						
2	519	▲1.5	547	5.9	1,564	0.3	3,311	▲23.2	659	▲0.9	1,712	11.5						
3	529	▲3.0	539	▲4.6	1,488	▲3.7	1,362	▲62.3	690	4.7	1,885	21.2						
4	493	▲6.3	526	▲6.5	1,552	▲13.6	3,460	▲6.0	680	▲1.0	1,799	11.7						
5	506	0.5	523	▲8.0	1,796	14.3	2,569	8.3	676	9.1	1,684	▲1.1						
6	495	▲1.4	515	▲1.0	1,566	▲0.4	3,444	▲11.7	630	3.3	1,840	8.3						
7	516	1.4	472	▲20.0	1,585	▲3.5	5,395	▲0.7	652	0.8	1,853	9.0						
8	505	2.6	479	▲20.1	1,386	▲16.7	4,637	52.0	625	▲1.5	1,851	0.4						
9	504	▲3.6	534	5.0	1,432	▲11.6	2,494	▲43.3	566	▲8.1	1,862	▲4.4						
10	492	▲4.8	477	▲15.5	1,392	▲8.1	3,338	▲40.5	627	7.8	1,710	▲13.2						
11	528	5.2	504	6.5	1,592	▲2.0	3,122	▲20.9	597	▲5.0	1,745	7.4						
12	538	▲0.0	515	▲5.1	1,707	1.1	2,718	▲36.0	655	▲1.3	1,785	▲3.3						
平. 29.1	549	9.8	517	▲8.9	1,746	12.5	5,180	61.8	674	▲0.5	1,800	4.5						
2	562	8.3	532	▲2.6	1,680	7.4	1,968	▲40.6	622	▲5.6	1,862	8.8						
3	583	10.2	531	▲1.4	1,598	7.4	4,310	216.4	636	▲7.9	1,647	▲12.6						
4	538	9.2	546	3.7	1,526	▲1.6	1,686	▲51.3	636	▲6.3	1,816	0.9						
5																		
6																		
7																		
8																		
9																		
10																		
11																		
12																		
4月平均	558	9.4	533	▲2.0	1,632	6.2	2,565	1.8	639	▲5.7	1,771	▲0.8						

加工食品の輸出入動向

単位 { 輸出货量：kg、l
輸出価格：円/kg、円/l
増減率：%

食			料			品			酒			類			区 分
コーヒーをもととした調製品		茶をもととした調製品		その他調製品		ビール		ワイン		ブランデー		年月			
kg	増減率	kg	増減率	kg	増減率	l	増減率	l	増減率	l	増減率		年月		
895,287	▲18.1	1,103,019	▲9.0	510,774	152.4	31,077,831	29.1	254,687	14.6	53,891	15.4	23			
698,333	▲22.0	869,493	▲21.2	374,935	▲26.6	38,379,715	23.5	171,481	▲32.7	60,842	12.9	24			
1,190,702	70.5	791,589	▲9.0	456,050	21.6	46,511,691	21.2	237,197	38.3	20,219	▲66.8	25			
1,383,705	16.2	814,428	2.9	360,260	▲21.0	55,671,765	19.7	208,051	▲12.3	34,943	72.8	26			
1,472,385	6.4	756,850	▲7.1	422,150	17.2	73,770,930	32.5	283,701	36.4	16,571	▲52.6	27			
472,206	▲67.9	718,570	▲5.1	546,291	29.4	82,926,030	12.4	225,844	▲20.4	29,264	76.6	28			
24,385	▲12.6	37,312	▲5.5	24,390	156.1	5,297,747	21.3	31,254	▲5.1	1,163	6.6	平.28.1			
11,555	▲63.3	47,490	▲14.1	27,304	▲34.0	6,038,967	35.9	8,329	▲76.6	1,281	41.2	2			
95,894	▲25.5	61,823	▲4.3	37,770	6.8	7,055,885	7.6	7,692	▲56.9	710	▲15.7	3			
51,480	▲71.4	69,551	13.8	40,402	▲13.7	5,774,525	▲10.0	9,047	▲28.7	1,492	56.6	4			
29,201	▲76.3	72,553	42.2	43,245	38.4	6,462,624	▲3.8	8,903	▲20.4	4,611	54.7	5			
22,045	▲88.8	58,491	▲10.2	49,739	91.3	8,348,755	26.5	15,662	23.3	5,715	178.4	6			
91,638	▲41.2	45,716	▲32.0	58,853	143.7	6,924,809	5.6	22,588	▲6.1	223	▲87.4	7			
21,703	▲89.7	59,007	▲17.8	45,495	28.9	7,312,013	8.0	6,078	▲43.4	5,094	839.9	8			
19,512	▲85.8	69,713	▲3.6	63,188	338.8	8,042,910	27.4	6,610	▲40.0	1,512	▲26.5	9			
81,542	▲40.3	87,005	14.4	68,655	▲16.2	8,563,528	18.3	21,693	627.5	5,944	360.8	10			
9,317	▲86.8	31,378	▲60.2	76,450	69.7	7,465,248	19.5	59,230	▲8.4	549	538.4	11			
13,934	▲81.2	78,531	45.6	10,800	▲65.1	5,639,019	1.6	28,758	▲39.1	970	▲51.6	12			
8,484	▲65.2	39,204	5.1	29,360	20.4	7,278,905	37.4	12,282	▲60.7	-	▲100.0	平.29.1			
18,466	59.8	43,776	▲7.8	30,600	12.1	8,539,044	41.4	17,566	110.9	-	▲100.0	2			
18,090	▲81.1	66,771	8.0	16,710	▲55.8	8,282,189	17.4	13,082	70.1	3,091	335.4	3			
34,795	▲32.4	68,102	▲2.1	36,000	▲10.9	8,717,821	51.0	11,053	22.2	1,745	17.0	4			
												5			
												6			
												7			
												8			
												9			
												10			
												11			
												12			
79,835	▲56.4	217,853	0.8	112,670	▲13.2	32,817,959	35.8	53,983	▲4.2	4,836	4.1	4月計			
1,104	22.4	979	▲7.1	606	▲2.4	122	▲7.8	929	▲39.7	3,896	122.1	23			
824	▲25.4	698	▲28.7	534	▲11.9	117	▲4.6	857	▲7.7	1,268	▲67.5	24			
880	6.7	948	35.8	515	▲3.6	117	0.5	626	▲26.9	2,239	76.6	25			
1,010	14.8	986	4.0	558	8.4	118	0.9	721	15.1	1,122	▲49.9	26			
1,135	29.0	1,243	31.2	643	25.0	116	▲1.1	677	8.0	3,427	53.1	27			
1,221	7.6	1,274	2.5	644	0.2	114	▲1.3	732	8.1	2,189	▲36.1	28			
1,168	72.2	1,364	▲19.7	644	▲16.6	113	1.6	598	▲20.5	2,206	▲86.3	平.28.1			
1,358	203.0	1,306	24.6	651	25.0	114	▲4.1	1,483	271.5	3,450	47.1	2			
1,379	16.4	1,379	▲1.7	660	6.9	116	4.3	1,060	50.7	2,090	▲29.2	3			
1,074	▲8.2	1,350	▲15.6	648	▲3.5	121	3.7	704	▲10.8	6,268	66.7	4			
939	▲25.3	1,087	▲30.1	713	0.4	119	4.1	1,345	47.1	976	▲52.6	5			
1,251	13.8	1,525	40.3	696	▲0.5	115	▲0.8	655	▲43.6	2,365	▲24.5	6			
1,084	▲10.8	1,207	▲12.4	688	1.3	115	▲2.4	1,069	68.2	4,713	158.4	7			
853	▲20.0	1,374	15.7	694	8.1	112	▲6.6	642	▲35.8	905	▲66.3	8			
971	▲3.9	1,104	26.7	677	5.1	115	▲2.2	1,438	90.3	3,520	207.7	9			
1,163	▲14.1	978	12.1	704	6.9	111	▲4.1	537	▲69.9	1,758	▲27.9	10			
2,521	138.6	2,139	107.7	408	▲33.9	111	▲5.1	432	▲14.7	1,745	▲82.4	11			
2,504	99.4	1,147	▲30.6	707	15.8	111	▲0.8	787	12.9	6,032	61.3	12			
1,697	45.3	1,065	▲21.9	723	12.3	111	▲1.9	532	▲10.9	-	-	平.29.1			
2,047	50.8	2,378	82.1	713	9.6	109	▲4.4	654	▲55.9	-	-	2			
1,014	▲26.4	1,779	29.0	713	8.0	112	▲3.7	2,258	113.0	4,255	103.6	3			
989	▲7.9	2,157	59.8	635	▲2.1	113	▲6.8	1,593	126.2	4,318	▲31.1	4			
												5			
												6			
												7			
												8			
												9			
												10			
												11			
												12			
1,315	4.0	1,889	39.8	691	6.0	111	▲4.3	1,207	49.2	4,278	11.5	4月平均			

単位 | 輸出量：1
輸出価格：円/1
増減率：%

区分 年月	酒 類 (つ づ き)							
	ウイスキー		清 酒		リキュール類		その他の酒類	
	増減率		増減率	増減率		増減率		
輸出量	l	%	l	%	l	%	l	%
23	1,684,392	21.7	14,013,520	1.8	3,774,789	7.0	10,313,690	▲9.4
24	1,926,361	14.4	14,130,554	0.8	5,063,718	34.1	7,144,003	▲30.7
25	2,757,277	43.1	16,202,201	14.7	6,200,400	22.4	5,396,200	▲24.5
26	3,842,162	39.3	21,052,367	29.9	6,530,258	5.3	5,332,217	▲1.2
27	4,693,706	22.2	18,180,213	▲13.6	7,333,684	12.3	5,753,714	7.9
28	4,938,766	5.2	19,736,818	8.6	10,196,441	39.0	6,761,804	17.5
平. 28.1	348,689	40.7	1,415,352	5.1	506,796	18.4	411,189	30.3
2	337,572	6.4	1,556,684	2.7	681,649	130.1	486,306	9.2
3	430,898	125.3	1,880,086	7.0	609,432	▲1.6	598,957	34.8
4	642,741	63.8	1,723,262	3.1	972,353	94.8	414,065	2.9
5	470,260	14.9	1,403,869	9.2	1,055,097	101.3	607,349	6.9
6	484,970	6.7	1,835,626	23.2	1,191,899	79.8	400,140	▲36.4
7	407,623	▲26.6	1,621,584	21.7	1,077,598	113.3	408,420	▲19.8
8	379,562	▲3.9	1,188,873	▲5.6	979,357	35.4	594,314	24.1
9	371,498	▲22.8	1,799,887	35.3	847,605	21.9	406,489	▲3.6
10	212,863	▲19.5	1,679,697	▲2.6	707,894	▲10.9	468,991	▲9.5
11	451,968	51.1	1,704,683	3.4	801,819	10.8	750,555	32.6
12	400,122	▲41.6	1,927,215	6.0	764,942	▲11.3	1,215,029	167.3
平. 29.1	326,545	▲6.4	1,528,525	8.0	735,273	45.1	727,052	76.8
2	629,016	86.3	1,934,576	24.3	784,846	15.1	1,219,404	150.7
3	742,818	72.4	2,131,028	13.3	923,295	51.5	714,732	19.3
4	415,862	▲35.3	1,976,275	14.7	1,270,635	30.7	673,052	62.5
5								
6								
7								
8								
9								
10								
11								
12								
4月計	2,114,241	20.1	7,570,404	15.1	3,714,049	34.1	3,334,240	74.5
輸出価格								
23	1,178	▲8.6	626	1.4	488	1.8	258	3.4
24	1,286	9.2	633	1.1	405	▲16.9	371	43.8
25	1,444	12.2	650	2.6	410	1.2	477	28.6
26	1,523	5.5	547	▲15.8	428	4.4	496	4.1
27	2,211	53.2	771	18.7	458	11.5	457	▲4.1
28	2,196	▲0.7	789	2.4	413	▲9.8	406	▲11.2
平. 28.1	2,958	50.3	739	▲1.8	545	▲13.1	453	▲12.7
2	1,945	▲35.8	759	9.4	445	▲27.1	428	▲12.2
3	3,360	29.6	709	1.0	482	7.4	444	▲13.6
4	2,165	▲16.7	756	▲0.7	408	▲17.6	519	1.5
5	2,001	▲31.5	793	▲0.2	273	▲35.4	389	14.2
6	2,202	▲7.9	793	▲2.8	387	▲8.3	495	19.5
7	1,985	11.2	798	▲9.8	315	▲35.3	526	12.3
8	1,655	▲9.5	882	8.6	329	▲16.2	344	▲26.4
9	1,831	8.1	749	▲2.5	366	▲7.2	436	2.2
10	1,954	9.4	845	7.2	501	29.3	484	16.1
11	1,721	0.4	811	9.4	553	13.1	363	▲13.8
12	2,491	5.8	860	11.7	552	14.5	281	▲52.1
平. 29.1	2,875	▲2.8	723	▲2.2	408	▲25.1	316	▲30.4
2	2,473	27.1	739	▲2.6	415	▲6.7	230	▲46.2
3	2,264	▲32.6	735	3.7	495	2.8	410	▲7.6
4	2,202	1.7	780	3.2	302	▲26.0	379	▲27.1
5								
6								
7								
8								
9								
10								
11								
12								
4月平均	2,408	▲6.4	745	0.8	395	▲13.8	317	▲30.7

【利用者のために】

- 1 資料：財務省「貿易統計」
- 2 本調査は調査月に速報を、調査月翌月に確報をもとに算出している。
- 3 加工食品の対象範囲は、貿易月表の製品及び調製食料品に分類されているもの（単に冷凍されているもの、塩蔵したものは除く）飲料、酒類を含む。
- 4 輸入数量指数および輸出数量指数は、平成22年基準で行い、その算式は、ラスパイレス算式による。
- 5 輸入価格はCIF価格で1kg（飲料、酒類は1kl）、輸出価格はFOB価格で1kg（飲料、酒類は1l）の平均価格を算出している。
- 6 用語の定義

前年並み	±1%未満
わずか	±1～3%未満
やや	±3～6%未満
かなりの程度	±6～11%未満
かなり大きく	±11～16%未満
大幅	±16%以上

本調査結果は、下記のホームページからご覧いただけます。

（一社）食品需給研究センター 【<http://www.fmric.or.jp/stat/index.html>】

発行日 平成29年6月12日
 一般社団法人 食品需給研究センター
 〒114-0024 東京都北区西ヶ原3-1-12
 TEL 03-5567-1991 FAX 03-5567-1960
<http://www.fmric.or.jp>
